


Mesquite Police Crime Stats Monthly Report- September 2021

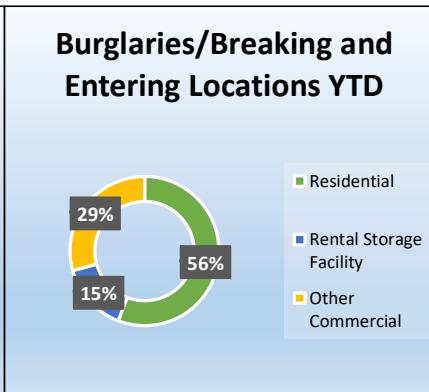
Select NIBRS Crime Stats	Sep-20	Oct-20	Nov-20	Dec-20	Jan-21	Feb-21	Mar-21	Apr-21	May-21	Jun-21	Jul-21	Aug-21	Sep-21	Trend	Month v. Month	Prior v Current
09A - Murder and Nonnegligent Manslaughter	1	1	2	1	1	0	0	3	0	0	0	0	1		#DIV/0!	0%
11A - Rape	2	7	6	1	2	2	1	5	1	2	3	1	2		100%	0%
120 - Robbery	10	22	26	5	15	13	10	13	9	17	7	10	20		100%	100%
13A - Aggravated Assault	25	33	25	19	27	20	31	38	36	31	31	29	35		21%	40%
220 - Burglary/Breaking and Entering	52	70	64	33	44	27	22	40	37	28	47	57	43		-25%	-17%
23C - Shoplifting	69	110	90	89	87	49	45	67	49	60	63	69	76		10%	10%
23D - Theft From Building	28	26	27	30	33	23	42	33	35	25	30	27	34		26%	21%
23F - Theft From Motor Vehicle	98	111	99	116	83	60	88	86	87	78	81	92	85		-8%	-13%
23G - Theft From Motor Vehicle Parts/Accessories	34	32	37	42	46	36	50	54	66	48	74	75	51		-32%	50%
23H - All Other Larceny	60	33	46	56	48	28	45	39	34	27	32	39	49		26%	-18%
240 - Motor Vehicle Theft	61	92	65	80	47	55	65	55	79	60	86	68	49		-28%	-20%
290 - Destruction/Damage/Vandalism of Property	85	68	86	84	55	55	64	78	91	86	74	94	72		-23%	-15%
35A - Drug/Narcotic Violations	35	35	32	38	35	32	45	58	46	33	45	57	36		-37%	3%
520 - Weapons Law Violations	22	28	29	27	28	24	41	36	39	30	31	37	25		-32%	14%
Total Offenses	804	895	867	835	757	624	769	849	828	738	787	841	761		-10%	-5%

Traffic Data	Sep-20	Oct-20	Nov-20	Dec-20	Jan-21	Feb-21	Mar-21	Apr-21	May-21	Jun-21	Jul-21	Aug-21	Sep-21	Trend	Month v. Month	Prior v Current
Traffic Stops	1423	1648	1550	1345	1975	1581	2240	1805	1759	1735	1399	1933	1756		-9%	23%
All Traffic Citations	1577	1875	1610	1373	2057	1229	1986	1833	1995	1865	1503	1921	1770		-8%	12%
Speed Citations	782	954	839	654	1050	532	961	776	763	814	535	827	763		-8%	-2%
Accidents Worked	204	243	206	243	252	181	292	256	293	246	230	260	216		-17%	6%

Behind the Numbers



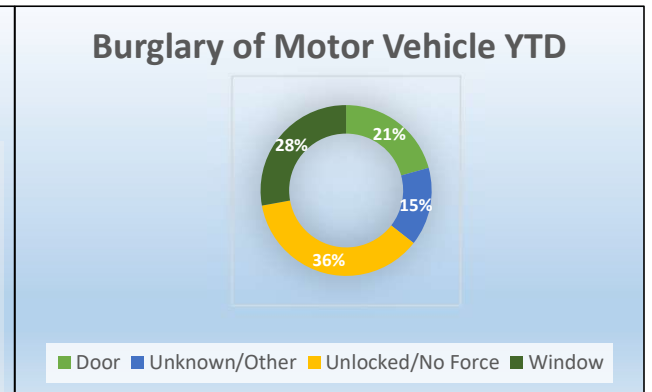
Description:
37% of auto thefts are reported at single family residences. 29% are reported at apartment complexes and 31% at other locations.



Description:
56% of burglaries or breaking and entering are occurring at residential locations and 15% are occurring at rental storage facilities. 29% are at other locations.



Description:
44% of reported shoplifting is happening at department stores. 41% is occurring at specialty stores.



Description:
At least 36% of burglary of a motor vehicle YTD is occurring when there is an unlocked car. This is an improvement from our 2020 numbers, but we still want to have more vehicles locked. BMV numbers can be improved if citizens make an effort to ensure they lock their car.

Mesquite Police Crime Stats Monthly Report- September 2021

Selective Traffic Enforcement

These are areas that have been submitted to Police as areas of concern for speeding from residents. The Police department works with Traffic to analyze these areas and assign selective traffic enforcement to monitor these areas for a defined period of time. It helps the Police department have more success if complaints are passed along with a specific time of day the violation occurs so targeted violators are caught. These are cross streets for reference but the actual enforcement zone may be extended around the area.

Enforcement Address/Streets	Date	Speed Citations	Total Citations
Trinity Basin Prep - East Meadows	September 1, 2021	20	32
S Bryan Beltline near Agnew	September 8, 2021	13	18
N Galloway Ave near Kimbrough Elem	September 13, 2021	8	14
Via Ventura near Porter Elem	September 13, 2021	in progress	in progress
Hermitage near Rugel Elem	September 13, 2021	2	5
Gus Thomasson near McKenzie Elem	September 13, 2021	4	9
McKenzie @ Redwood	September 20, 2021	in progress	in progress
Skylark @ Military	September 20, 2021	in progress	in progress
900 blk Old Barn	September 20, 2021	9	12
Lawson Rd - Semi Trucks	September 20, 2021	6	13
Cantura Cove @ Ventanna	September 22, 2021	in progress	in progress
Horn HS - parking on Cartwright	September 22, 2021	0	5 parking

Speeding complaints can come in through a variety of ways including phone calls, email and online. The Police department recommends utilizing the myMesquite customer platform to submit speeding concerns. Please find out more about myMesquite at the following website www.cityofmesquite.com/myMesquite.

