


Mesquite Police Crime Stats Monthly Report- August 2021

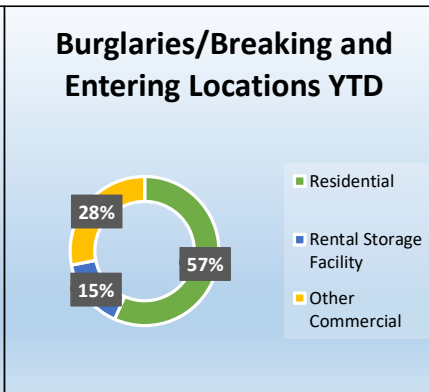
Select NIBRS Crime Stats	Aug-20	Sep-20	Oct-20	Nov-20	Dec-20	Jan-21	Feb-21	Mar-21	Apr-21	May-21	Jun-21	Jul-21	21-Aug	Trend	Month v Month	Prior v Current
09A - Murder and Nonnegligent Manslaughter	1	1	1	2	1	1	0	0	3	0	0	0	0		#DIV/0!	0%
11A - Rape	4	2	7	6	1	2	2	1	5	1	2	3	1		-67%	-75%
120 - Robbery	14	10	22	26	5	15	13	10	13	9	17	7	10		43%	-29%
13A - Aggravated Assault	21	25	33	25	19	27	20	31	38	36	31	31	29		-6%	38%
220 - Burglary/Breaking and Entering	51	52	70	64	33	44	27	22	40	37	28	47	57		21%	12%
23C - Shoplifting	72	69	110	90	89	87	49	45	67	49	60	63	69		10%	-4%
23D - Theft From Building	32	28	26	27	30	33	23	42	33	35	25	30	27		-10%	-16%
23F - Theft From Motor Vehicle	113	98	111	99	116	83	60	88	86	87	78	81	92		14%	-19%
23G - Theft From Motor Vehicle Parts/Accessories	28	34	32	37	42	46	36	50	54	66	48	74	75		1%	168%
23H - All Other Larceny	52	60	33	46	56	48	28	45	39	34	27	32	39		22%	-25%
240 - Motor Vehicle Theft	67	61	92	65	80	47	55	65	55	79	60	86	68		-21%	1%
290 - Destruction/Damage/Vandalism of Property	70	85	68	86	84	55	55	64	78	91	86	74	94		27%	34%
35A - Drug/Narcotic Violations	34	35	35	32	38	35	32	45	58	46	33	45	57		27%	68%
520 - Weapons Law Violations	22	22	28	29	27	28	24	41	36	39	30	31	37		19%	68%
Total Offenses	834	804	895	867	835	757	624	769	849	828	738	787	841		7%	1%

Traffic Data	Aug-20	Sep-20	Oct-20	Nov-20	Dec-20	Jan-21	Feb-21	Mar-21	Apr-21	May-21	Jun-21	Jul-21	Aug-21	Trend	Month v. Month	Prior v Current
Traffic Stops	1558	1423	1648	1550	1345	1975	1581	2240	1805	1759	1735	1399	1933		38%	24%
All Traffic Citations	1861	1577	1875	1610	1373	2057	1229	1986	1833	1995	1865	1503	1921		28%	3%
Speed Citations	831	782	954	839	654	1050	532	961	776	763	814	535	827		55%	0%
Accidents Worked	222	204	243	206	243	252	181	292	256	293	246	230	260		13%	17%

Behind the Numbers



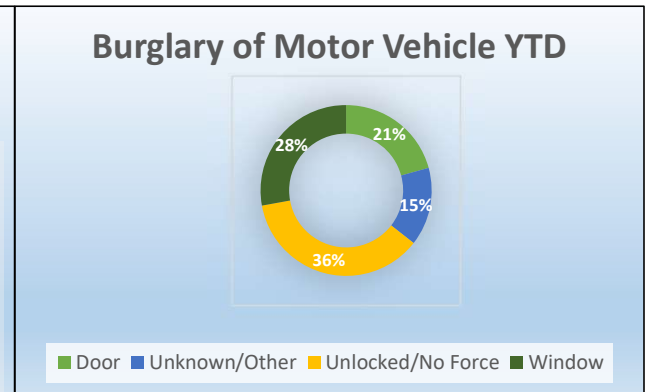
Description:
37% of auto thefts are reported at single family residences. 31% are reported at apartment complexes and 29% at other locations.



Description:
57% of burglaries or breaking and entering are occurring at residential locations and 15% are occurring at rental storage facilities. 28% are at other locations.



Description:
46% of reported shoplifting is happening at department stores. 41% is occurring at specialty stores.



Description:
At least 36% of burglary of a motor vehicle YTD is occurring when there is an unlocked car. This is an improvement from our 2020 numbers, but we still want to have more vehicles locked. BMV numbers can be improved if citizens make an effort to ensure they lock their car.

Mesquite Police Crime Stats Monthly Report- August 2021

Selective Traffic Enforcement

These are areas that have been submitted to Police as areas of concern for speeding from residents. The Police department works with Traffic to analyze these areas and assign selective traffic enforcement to monitor these areas for a defined period of time. It helps the Police department have more success if complaints are passed along with a specific time of day the violation occurs so targeted violators are caught. These are cross streets for reference but the actual enforcement zone may be extended around the area.

Enforcement Address/Streets	Date	Speed Citations	Total Citations
Palm and Catalina	August 4, 2021	1	5
Arborside	August 4, 2021	no violations	no violations
6200 blk Teton	August 4, 2021	no violations	no violations
700 blk Cartwright	August 11, 2021	4	5
5800 blk Lumley	August 11, 2021	no violations	no violations
2500 blk Brookhaven	August 11, 2021	3	3
Pioneer at Valley Creek	August 24, 2021	10	14
2300 blk Mesquite Valley	August 24, 2021	no violations	no violations
East Meadows	August 31, 2021	in progress	in progress
1300 blk Rutherford	August 31, 2021	in progress	in progress
Emerald and Bamboo	August 31, 2021	in progress	in progress
5600 blk Lumley	August 31, 2021	in progress	in progress

Speeding complaints can come in through a variety of ways including phone calls, email and online. The Police department recommends utilizing the myMesquite customer platform to submit speeding concerns. Please find out more about myMesquite at the following website www.cityofmesquite.com/myMesquite.

