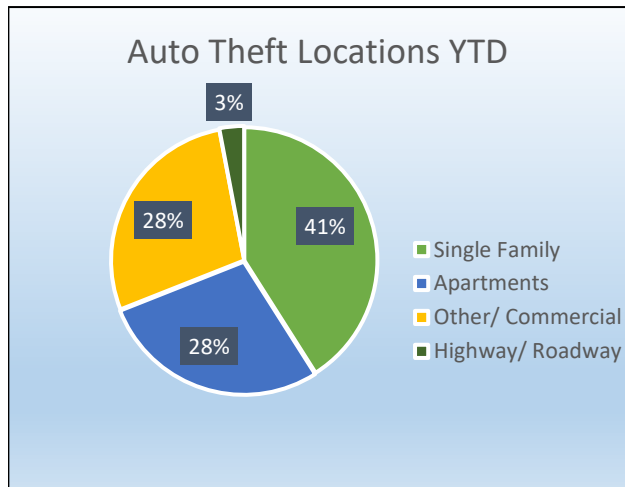



Mesquite Police Crime Stats Monthly Report- March 2021

Select NIBRS Crime Stats	Mar-20	Apr-20	May-20	Jun-20	Jul-20	Aug-20	Sep-20	Oct-20	Nov-20	Dec-20	Jan-21	Feb-21	Mar-21	Trend	Month v Month	Prior v Current
09A - Murder and Nonnegligent Manslaughter	0	1	1	1	0	1	1	1	2	1	1	0	0		#DIV/0!	0%
11A - Rape	4	6	6	6	4	4	2	9	5	0	2	3	1		-67%	-75%
120 - Robbery	14	7	10	10	13	14	10	21	26	5	14	13	10		-23%	-29%
13A - Aggravated Assault	30	29	32	23	28	21	25	33	25	21	27	21	31		48%	3%
220 - Burglary/Breaking and Entering	49	43	33	32	66	51	52	70	64	37	44	31	22		-29%	-55%
23C - Shoplifting	93	54	63	83	75	72	69	111	91	89	87	49	45		-8%	-52%
23D - Theft From Building	29	22	25	25	25	32	28	27	29	34	34	26	42		62%	45%
23F - Theft From Motor Vehicle	61	87	68	109	121	113	98	112	98	123	83	65	88		35%	44%
23G - Theft From Motor Vehicle Parts/Accessories	20	23	10	43	28	28	34	32	36	46	47	37	50		35%	150%
23H - All Other Larceny	48	38	44	54	34	53	60	34	46	58	48	33	45		36%	-6%
240 - Motor Vehicle Theft	53	49	52	75	80	67	61	92	65	89	47	58	65		12%	23%
290 - Destruction/Damage/Vandalism of Property	67	61	86	74	75	70	85	68	84	86	56	55	64		16%	-4%
35A - Drug/Narcotic Violations	48	33	43	36	21	34	35	35	32	38	35	32	45		41%	-6%
520 - Weapons Law Violations	25	27	29	15	25	22	22	28	29	27	27	24	41		71%	64%
Total Offenses	800	676	753	792	787	841	806	902	868	873	766	624	769		23%	-4%
Traffic Data	Mar-20	Apr-20	May-20	Jun-20	Jul-20	Aug-20	Sep-20	Oct-20	Nov-20	Dec-20	Jan-21	Feb-21	Mar-21	Trend	Month v. Month	Prior v Current
Traffic Stops	1593	943	1814	1758	1616	1558	1423	1648	1550	1345	1975	1581	2240		↑42%	↑41%
All Traffic Citations	1681	1149	1828	1971	1872	1861	1577	1875	1610	1373	2057	1229	1986		↑62%	↑18%
Speed Citations	559	543	879	956	993	831	782	954	839	654	1050	532	961		↑81%	↑72%
Accidents Worked	205	126	199	195	195	222	204	243	206	243	252	181	292		↑61%	↑42%

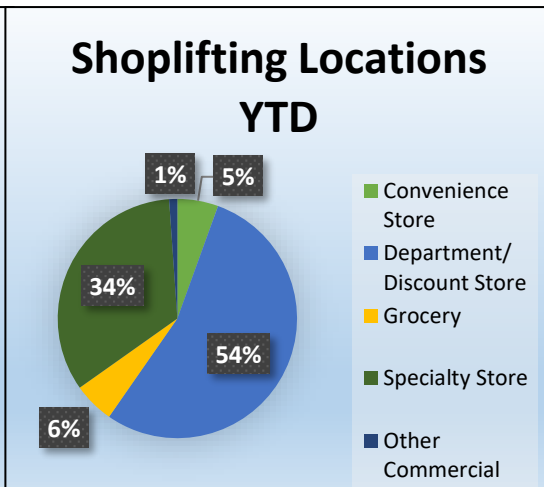
Behind the Numbers



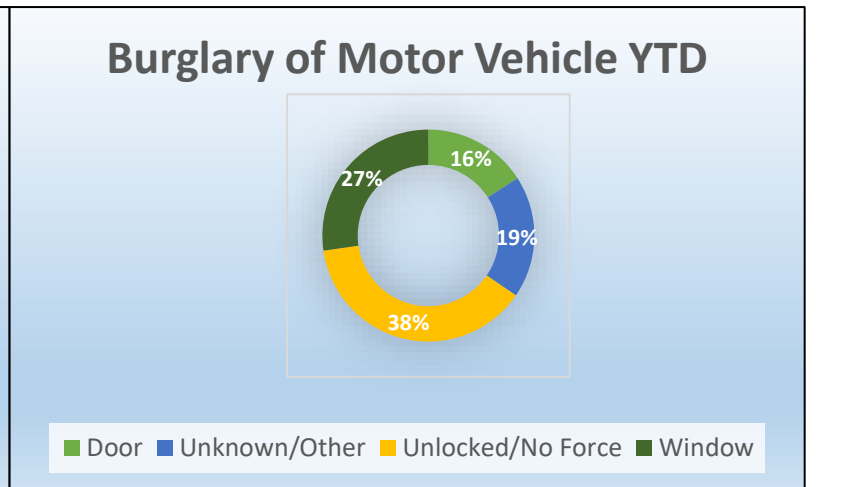
Description:
41% of auto thefts are reported at single family residences. 28% are reported at apartment complexes and 31% at other locations.



Description:
52% of burglaries or breaking and entering are occurring at residential locations and 16% are occurring at rental storage facilities. 32% are at other locations.



Description:
54% of reported shoplifting is happening at department stores. 34% is occurring at specialty stores.



Description:
At least 38% of burglary of a motor vehicle YTD is occurring when there is an unlocked car. This is an improvement from our 2020 numbers, but we still want to have more vehicles locked. BMV numbers can be improved if citizens make an effort to ensure they lock their car.

Mesquite Police Crime Stats Monthly Report- March 2021

Selective Traffic Enforcement

These are areas that have been submitted to Police as areas of concern for speeding from residents. The Police department works with Traffic to analyze these areas and assign selective traffic enforcement to monitor these areas for a defined period of time. It helps the Police department have more success if complaints are passed along with a specific time of day the violation occurs so targeted violators are caught. These are cross streets for reference but the actual enforcement zone may be extended around the area.

Enforcement Address/Streets	Date	Speed Citations	Total Citations
600 W Grubb	March 2, 2021	0	14
2800 blk Emerald	March 3, 2021	5	10
Hyacinth	March 8, 2021	3	7
Ridgeview near Galloway	March 8, 2021	in progress	in progress
Peachtree between Gross and Military	March 10, 2021	16	24
IH 20 near Lawson	March 11, 2021	25	41
Pioneer near Cartwright	March 22, 2021	22	24
100 blk Ripplewood	March 24, 2021	in progress	in progress
School Zones			
Moss Elem	March 22, 2021	4	4
Rugel Elem	March 23, 2021	5	6
Kimbrough Elem	March 24, 2021	3	4
Florence Black Elem	March 29, 2021	4	6
Tosch Elem	March 30, 2021	2	11
Frazier / W Mesquite	March 30, 2021	9	8
Ruby Shaw	March 31, 2021	4	7
Porter Elem	March 31, 2021	1	1
Thompson Elem	March 31, 2021	2	3

Speeding complaints can come in through a variety of ways including phone calls, email and online. The Police department recommends utilizing the myMesquite customer platform to submit speeding concerns. Please find out more about myMesquite at the following website www.cityofmesquite.com/myMesquite.

