

# CITY OF MESQUITE

## Financial Statement Overview

### Year-to-Date through March 31, 2019

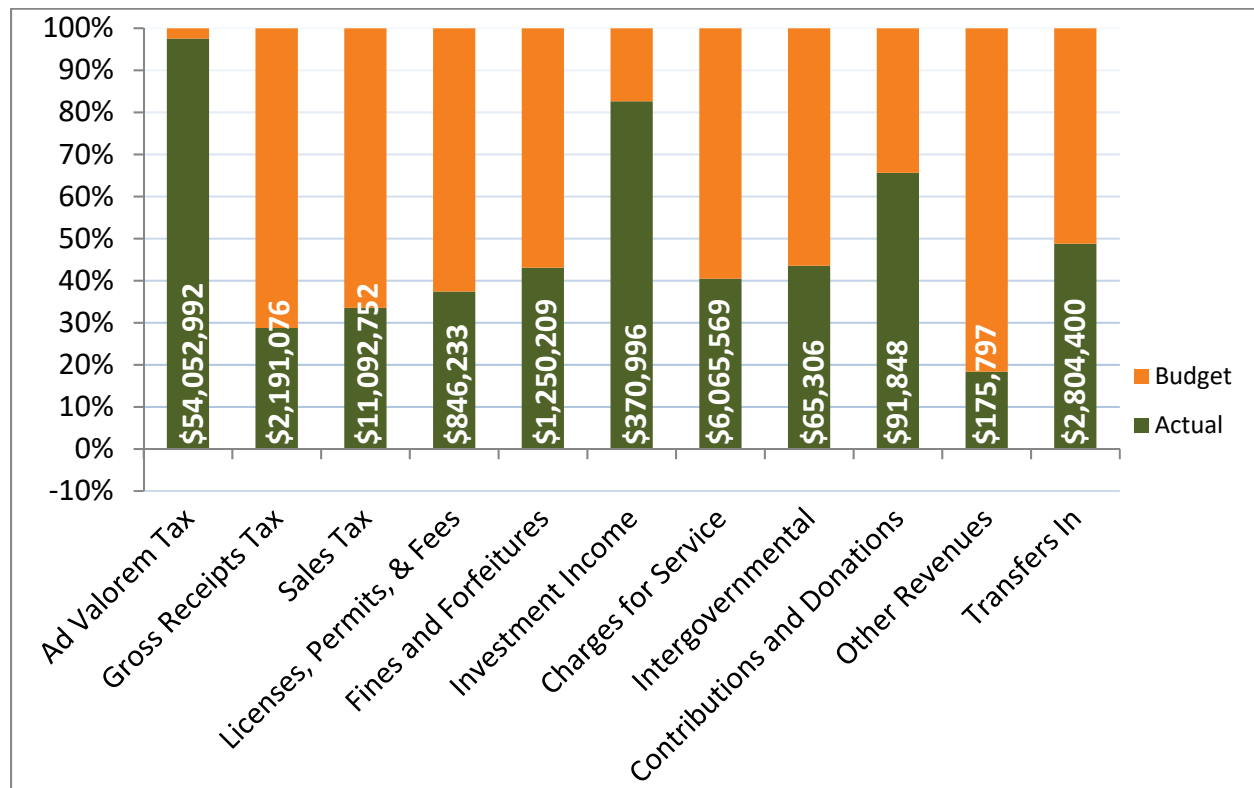


Highlights from each of the funds reported in the Year-to-Date Financial Statements are as follows.

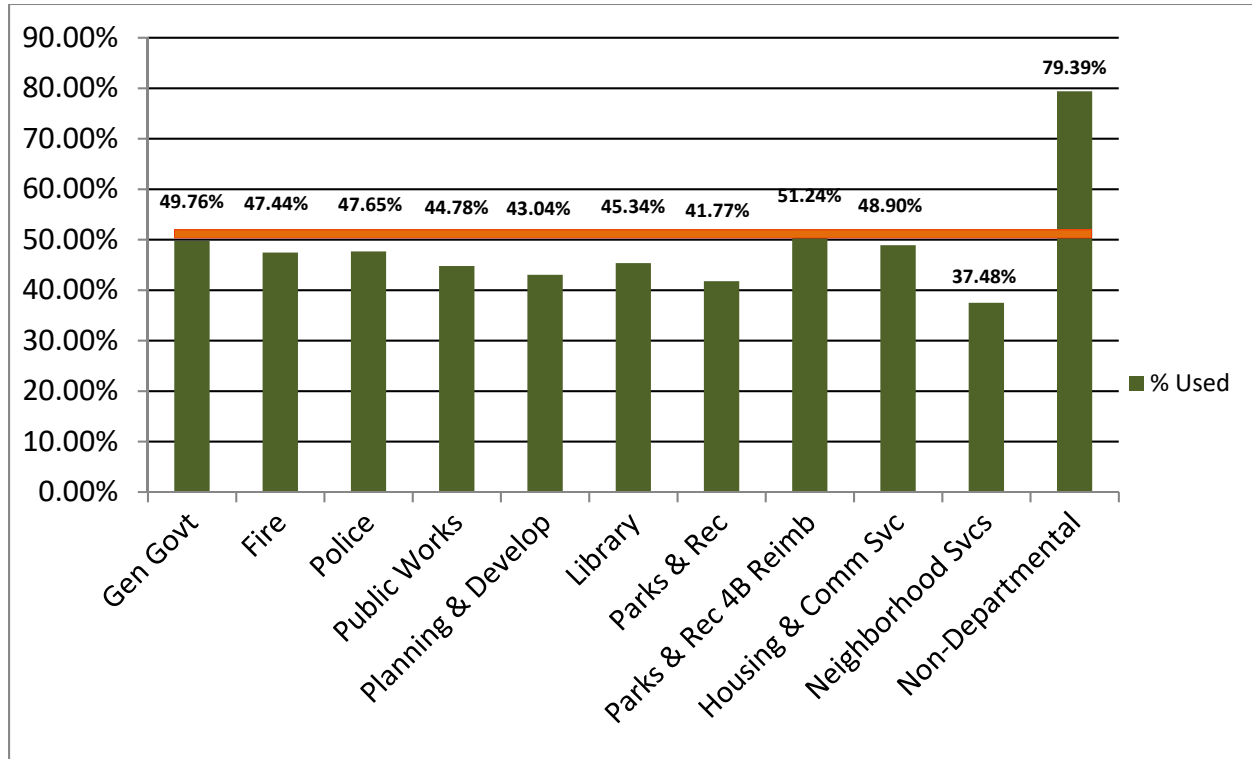
#### GENERAL FUND

- Cash balance up \$2.0 million compared to prior year
- FY2018 Revenues over expenditures \$0.2 million is part of increase in cash balance
- Variance analysis
  - Normal fluctuations in current assets and current liabilities
  - Revenues \$8.2 million more than prior year (+)
  - Expenditures \$6.4 million more than prior year (-)
- Revenue highlights
  - Property tax percent collected through March for current taxes is 95.18% as compared to 96.16% in prior year
  - Gross receipts revenue is slightly less than the prior year through March
  - Sales tax revenues are slightly higher compared to prior year; \$201,000
  - Charges for services higher than prior year due to increase in residential solid waste fee
  - All other revenues are comparable to prior year through March

#### GENERAL FUND REVENUES: BUDGET TO ACTUAL



## GENERAL FUND EXPENDITURES: PERCENTAGE OF BUDGET USED



- Expenditure highlights
  - March is 50% of the fiscal year; most areas are at or below 50%
  - Parks and Recreation below due to timing of expenses for special events and summer program activity
  - Neighborhood Services below due to timing of abatement activity which is later in spring, summer and fall
  - Non-departmental is ahead of year-to-date budget due to the debt service payments that are due in March; this will level out throughout the year

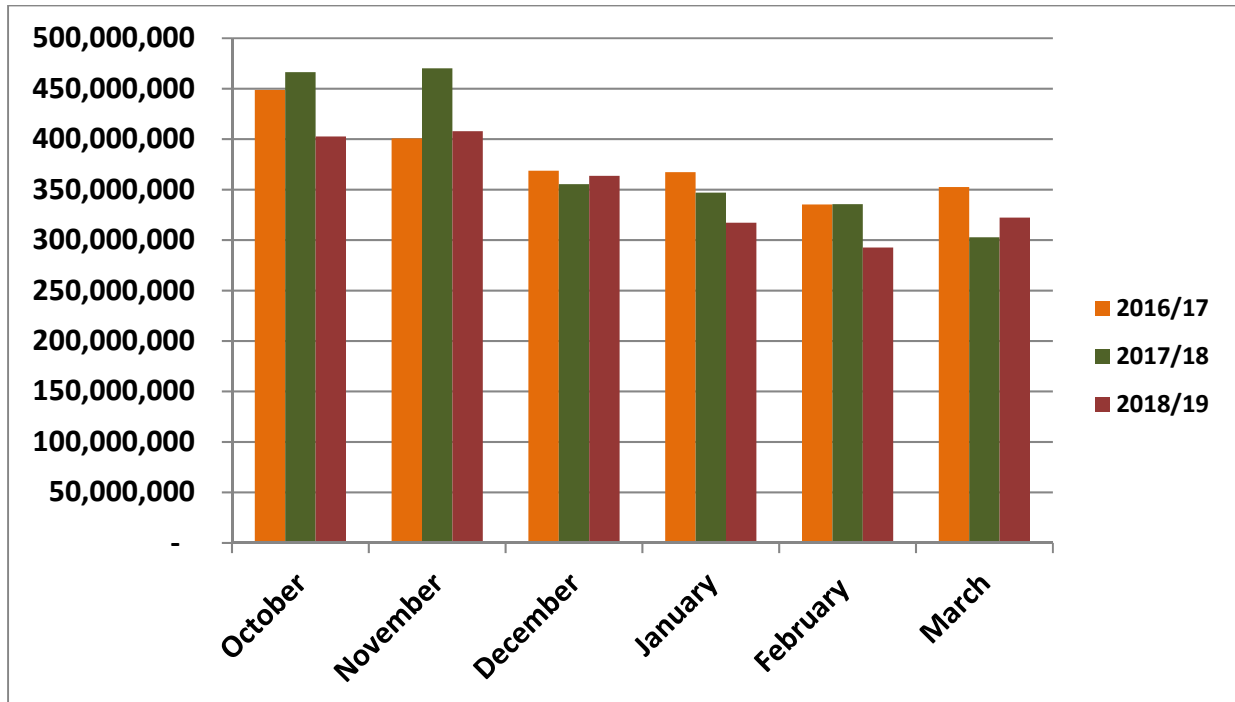
### (4B) MESQUITE QUALITY OF LIFE CORPORATION FUND

- Cash balance down \$2.8 million compared to prior year; project spending takes place over multiple fiscal years
- Received reimbursement from Dallas County for their share of Scyene Road project; \$2,382,197
- Main projects included
  - Transportation –Military Parkway Trail, debt service on Town East Blvd street project, Thomasson Square, Scyene Road
  - Parks and Rec – park operations, highway corridor maintenance, Westlake Tennis Center

### WATER SEWER OPERATING FUND

- Working Capital increase of \$3.8 million mainly from fiscal year 2018 results
- Building for stronger Days of Working Capital and All in Coverage Calculation for rating agencies
- Revenues up \$1.0 million due to rate increase
- 7.5% decrease in consumption y-t-d due to rain activity
- Expenditures up \$3.7 million overall due to increases from NTMWD for purchased water and wastewater treatment charges and increase in scheduled debt service for FY2019

## MONTHLY GALLONS OF WATER BILLED: THREE-YEAR COMPARISON



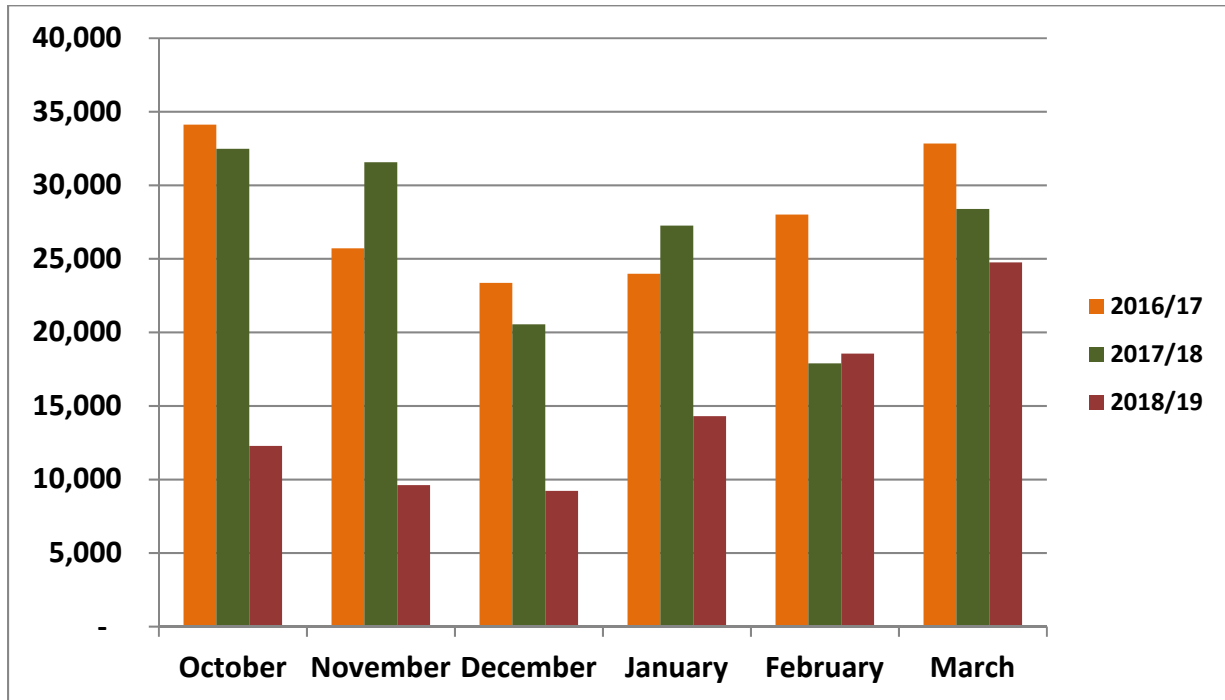
### DRAINAGE UTILITY DISTRICT FUND

- Working Capital increase of \$488,426
- Revenue increase compared to prior year; \$87,627 (4.9%)
- Overall expenses less \$207,768; contractual services and debt service
- \$2,500,000 planned for drainage improvement projects (Town East Blvd drainage, Palos Verde erosion control, South Mesquite Creek drainage, other smaller drainage projects)

### MUNICIPAL AIRPORT FUND

- Airport runway rehab project took place during the 1<sup>st</sup> quarter
- Runway closed to larger planes during runway rehab project
- Net loss year-to-date of \$83,828
- Hangar rentals up \$20,275 (7%) compared to prior year; additional City owned hangars available
- Lease receipts up \$9,953 (139%) due to new lease agreements
- Fuel sales less than prior year \$148,790 due to runway rehab project closures
- Fuel cost down in relation to decrease in sales
- Maintained profit margin of 30%
- Overall expenses down 6%

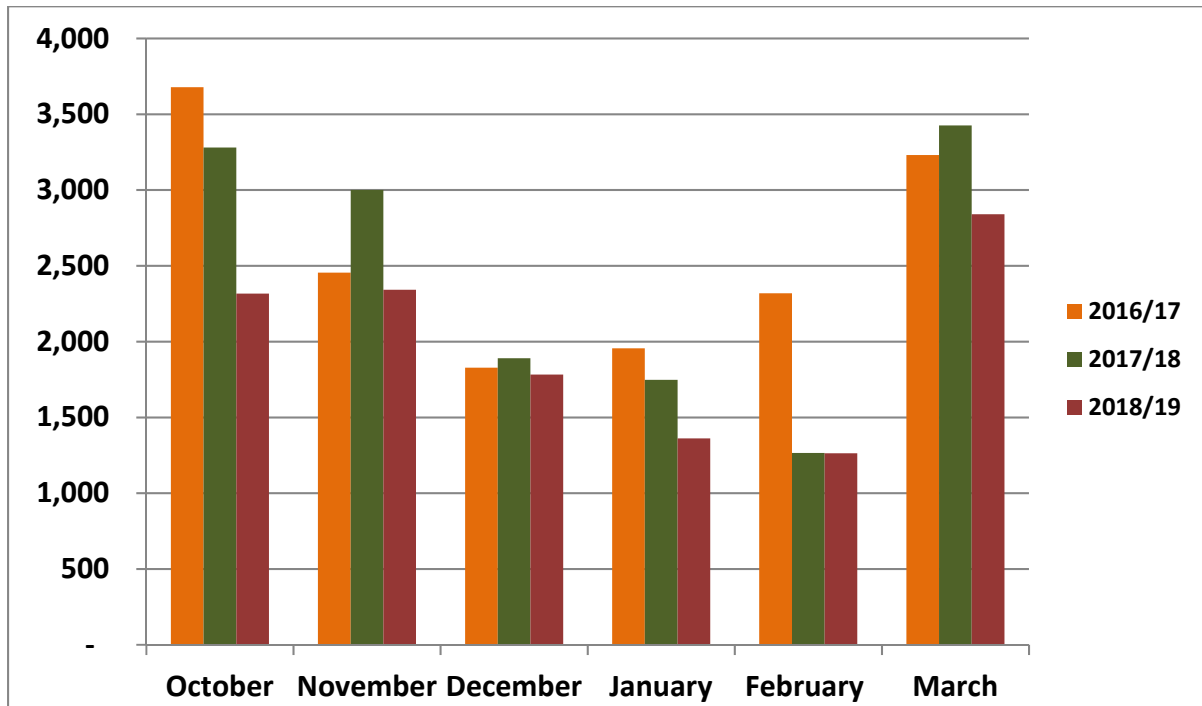
### MONTHLY GALLONS OF FUEL SOLD: THREE-YEAR COMPARISON



### MUNICIPAL GOLF COURSE

- Net loss year-to-date of \$86,730 (prior year net loss through 2<sup>nd</sup> quarter was \$75,836)
- Overall revenues down 12% compared to prior year
- Year-to-date rounds of golf down 18%
- 35 rain days y-t-d
- Overall expenditures down 8% compared to prior year

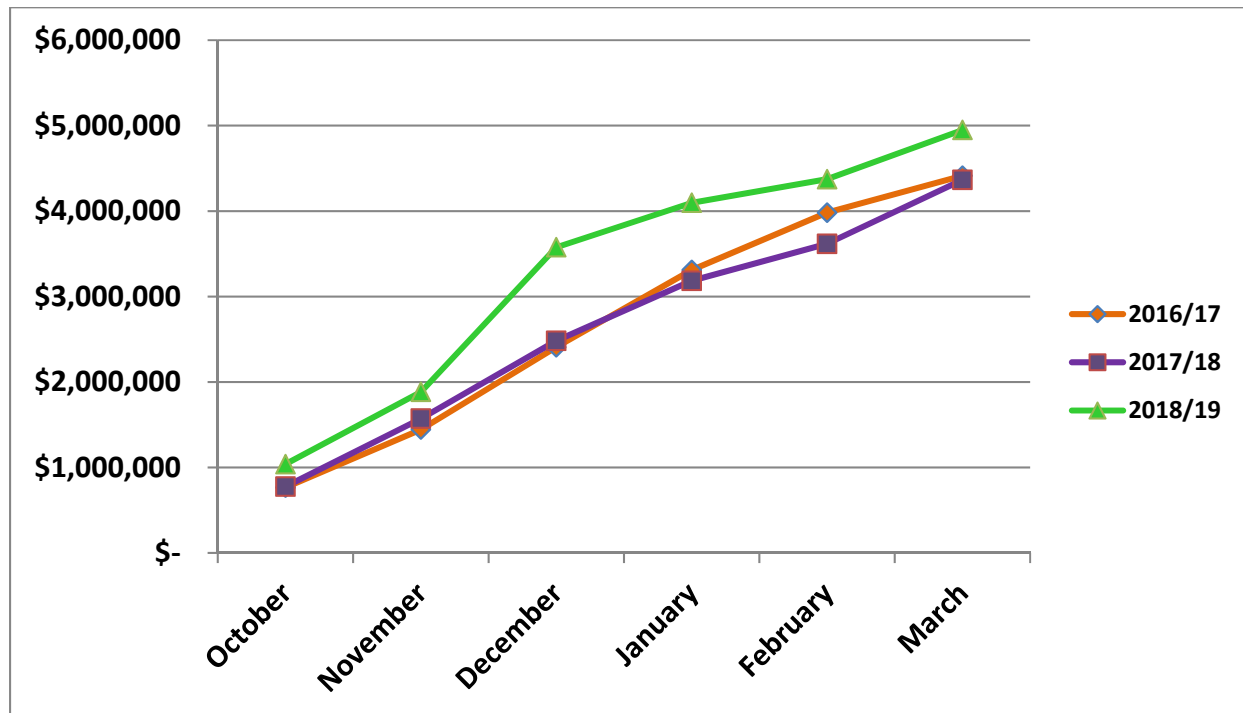
### MONTHLY ROUNDS OF GOLF: THREE-YEAR COMPARISON



### GROUP MEDICAL INSURANCE FUND

- City medical contributions increased \$769,802, as planned in FY19 budget
- Received \$766,814 in Stop Loss reimbursement due to large claims in the 1<sup>st</sup> quarter
- Net loss y-t-d of \$215,149 (prior year net loss \$988,270 through March)
- Health claims \$583,476 more y-t-d than last year
- Pharmaceutical costs slightly less than last year, \$70,341

### HEALTH CLAIMS EXPENDITURES CUMULATIVE YEAR-TO-DATE THREE-YEAR COMPARISON



### GENERAL LIABILITY FUND

- Net loss year-to-date of \$119,551
- Revenues up slightly compared to prior year, 2%
- Expenditures up \$454,252 compared to prior year due to claims activity

### HOTEL OCCUPANCY TAX FUND

- Net income year-to-date of \$198,607
- Year-to-date revenues comparable to prior year
- Expenditures on track with budget and revenues received
- Convention and Visitors Bureau expenses up due to increased advertising and promotional activity

**QUARTERLY HOTEL OCCUPANCY TAX COLLECTED  
THREE-YEAR COMPARISON**

