

CITY OF MESQUITE

Financial Statement Overview

Year-to-Date through December 31, 2018

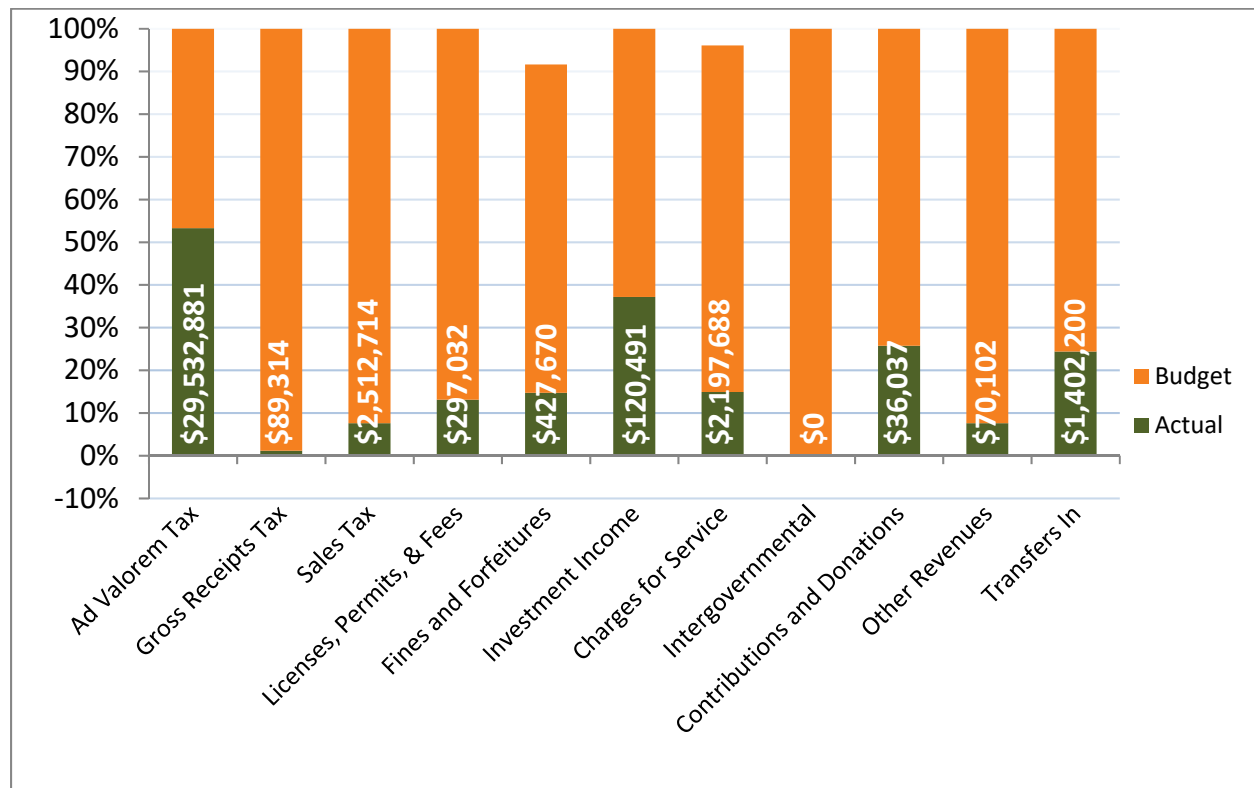


Highlights from each of the funds reported in the Year-to-Date Financial Statements are as follows.

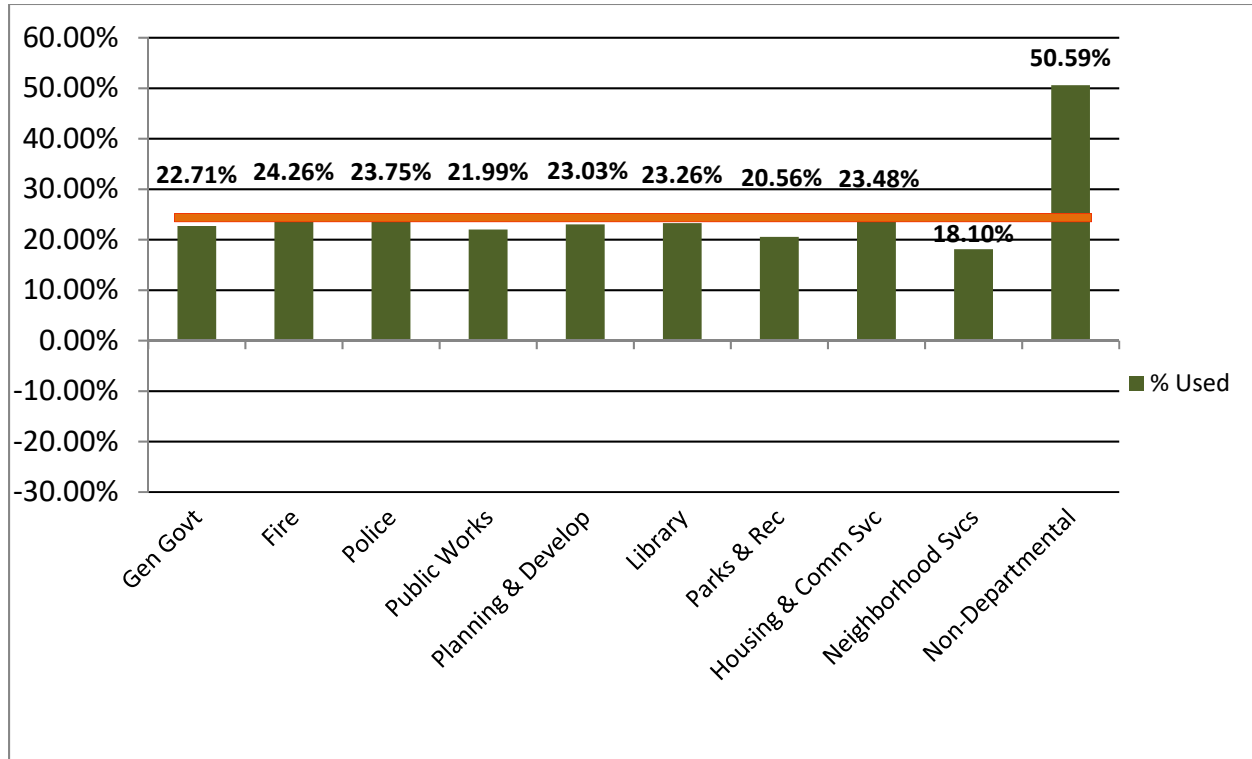
GENERAL FUND

- Cash balance up \$5.3 million compared to prior year
- FY2018 Revenues over expenditures \$0.2 million is part of increase in cash balance
- Variance analysis
 - Normal fluctuations in current assets and current liabilities
 - Revenues \$6.7 million more than prior year (+)
 - Expenditures \$1.8 million more than prior year (-)
- Revenue highlights
 - Property tax percent collected through December for current taxes is 38.51% as compared to 53.29% in prior year; timing of major mortgage companies varies from year-to-year
 - Gross receipts revenue is down slightly compared to prior year through December due to timing differences
 - Sales tax revenues are slightly higher compared to prior year; \$159,000
 - All other revenues are comparable to prior year through December

GENERAL FUND REVENUES: BUDGET TO ACTUAL



GENERAL FUND EXPENDITURES: PERCENTAGE OF BUDGET USED



➤ Expenditure highlights

- December is 25% of the fiscal year; most areas are at or below 25%
- Parks and Recreation below due to timing of expenses for special events and summer program activity; 4B reimbursement is level throughout the year
- Neighborhood Services below due to timing of abatement activity which is later in spring, summer and fall
- Non-departmental is ahead of year-to-date budget due to the debt service payments that are due in March; this will level out throughout the year

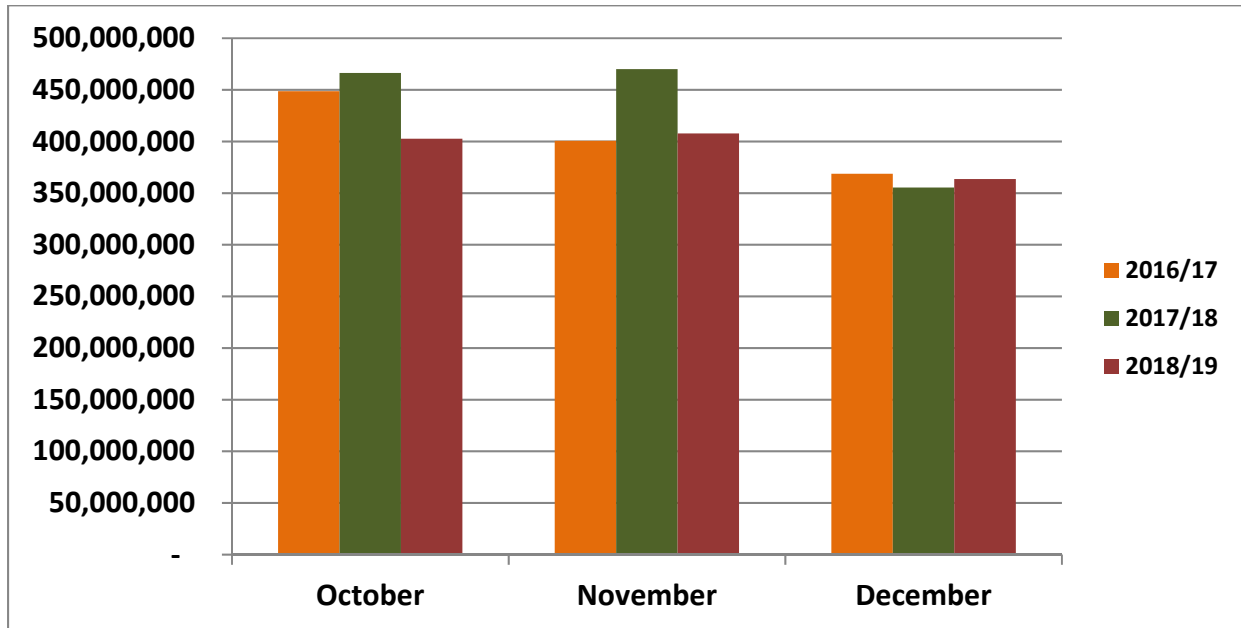
(4B) MESQUITE QUALITY OF LIFE CORPORATION FUND

- Cash balance down \$4 million compared to prior year; project spending takes place over multiple fiscal years
- Receivables up \$1.4 million; amount due from Dallas County for agreed upon share of project costs
- Main projects included
 - Transportation –Military Parkway Trail, debt service on Town East Blvd (US 80 to Skyline) street project, Thomasson Square, Scyene Road
 - Parks and Rec – park operations, highway corridor maintenance, Westlake Tennis Center

WATER SEWER OPERATING FUND

- Working Capital increase of \$3.8 million mainly from fiscal year 2018 results
- Building for stronger Days of Working Capital and All in Coverage Calculation for rating agencies
- Revenues up \$0.8 million due to rate increase
- 9% decrease in consumption due to rainy fall
- Expenditures up \$3.4 million overall due to increases from NTMWD for purchased water and wastewater treatment charges and increase in scheduled debt service for FY2019

MONTHLY GALLONS OF WATER BILLED: THREE-YEAR COMPARISON



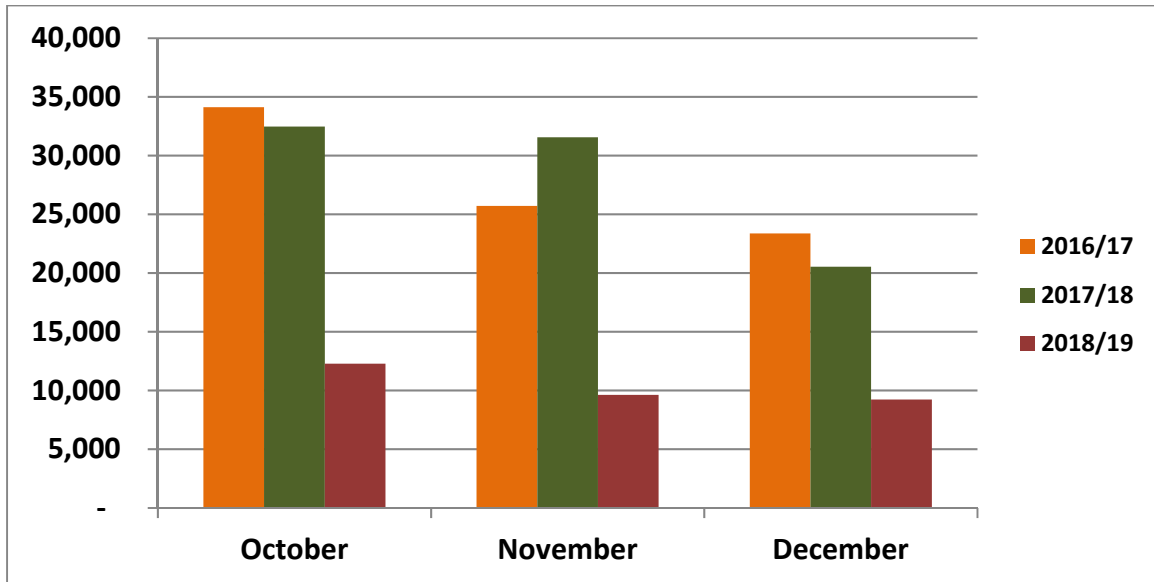
DRAINAGE UTILITY DISTRICT FUND

- Working Capital decrease of \$210,384 as planned for project spending
- Revenue increase compared to prior year; \$81,929
- Overall expenses increased \$51,343
- \$2,500,000 planned for drainage improvement projects (Town East Blvd drainage, Palos Verde erosion control, South Mesquite Creek drainage, other smaller drainage projects)

MUNICIPAL AIRPORT FUND

- Airport runway rehab project took place during the 1st quarter
- Runway closed to larger planes due to runway rehab project
- Net loss year-to-date of \$56,828
- Hangar rentals up \$7,702 (5.5%) compared to prior year; additional City owned hangars available
- Lease receipts up \$10,560 (227%) due to new lease agreements
- Fuel sales less than prior year \$103,131 due to runway rehab project closures
- Fuel cost down in relation to decrease in sales

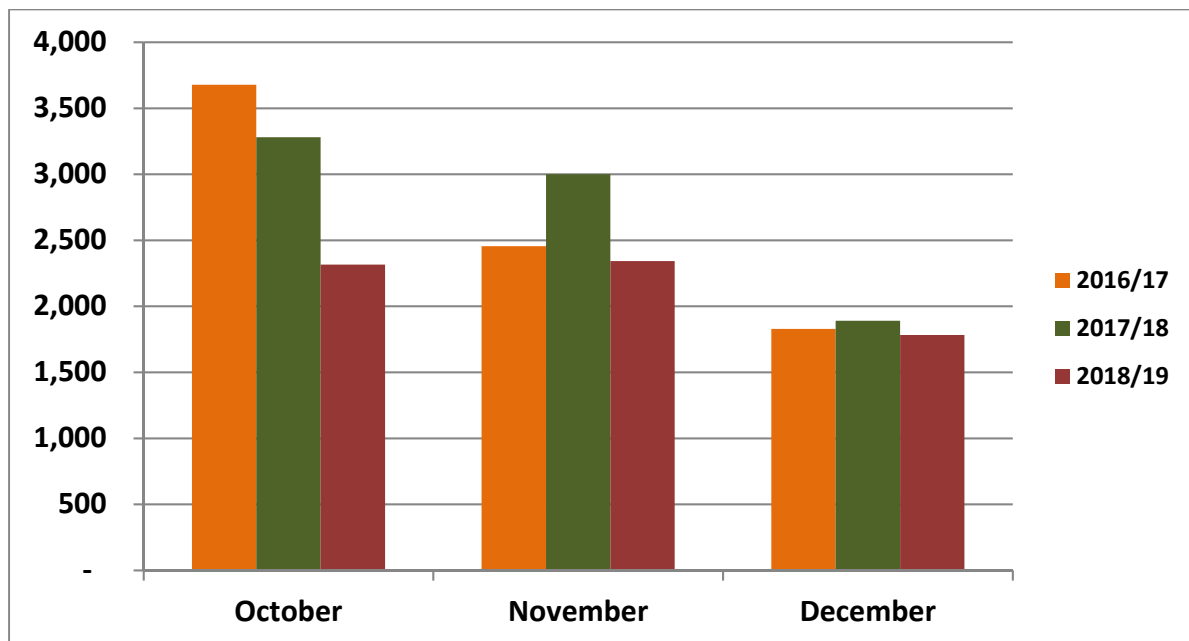
MONTHLY GALLONS OF FUEL SOLD: THREE-YEAR COMPARISON



MUNICIPAL GOLF COURSE

- Net loss year-to-date of \$34,189 (prior year net loss through 1st quarter was \$35,050)
- Overall revenues down 19% compared to prior year
- Year-to-date rounds of golf down 21%
- 15 rain days in 1st quarter
- Overall expenditures down 17% compared to prior year

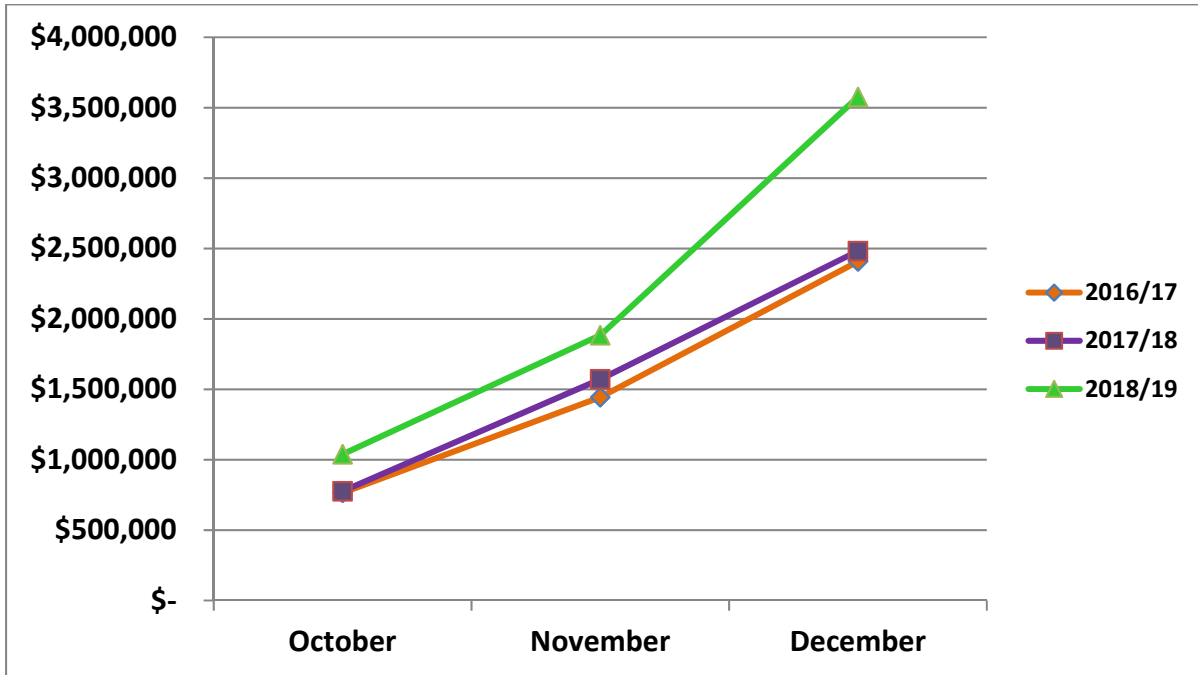
MONTHLY ROUNDS OF GOLF: THREE-YEAR COMPARISON



GROUP MEDICAL INSURANCE FUND

- Revenues up slightly compared to prior year
- Expecting \$700,000 reimbursement from Stop Loss due to large claims in 2018
- Net loss y-t-d of \$2,088,985
- Health claims \$1,093,700 more y-t-d than last year; Stop Loss reimbursement will offset a portion
- Pharmaceutical costs comparable to prior year

**HEALTH CLAIMS EXPENDITURES CUMULATIVE YEAR-TO-DATE
THREE-YEAR COMPARISON**



GENERAL LIABILITY FUND

- Net income year-to-date of \$85,119
- Revenues up slightly compared to prior year
- Expenditures up \$155,437 compared to prior year due to claims activity

HOTEL OCCUPANCY TAX FUND

- Net income year-to-date of \$89,187
- Year-to-date revenues up 11.3% compared to prior year
- Expenditures on track with budget overall
- Convention and Visitors Bureau expenses up due to increased advertising and promotional activity

**QUARTERLY HOTEL OCCUPANCY TAX COLLECTED
THREE-YEAR COMPARISON**

