

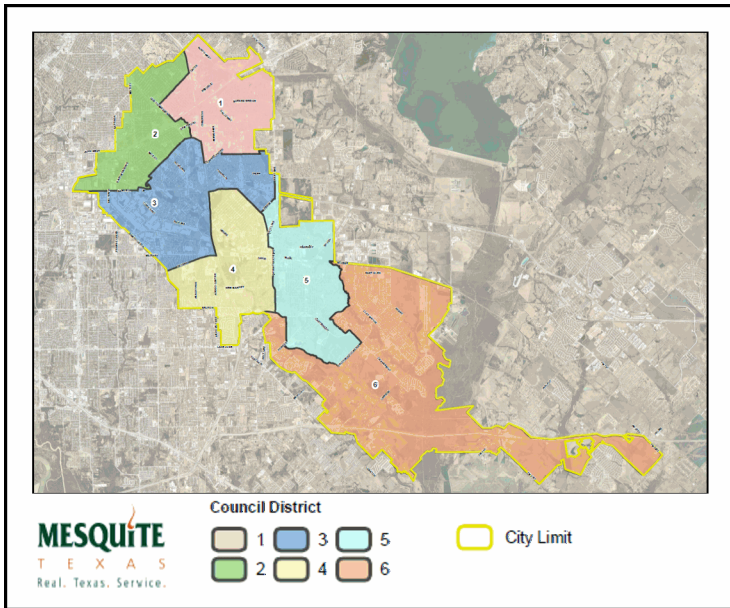


Mesquite Fire Department Calls for Service

December
2025

*Average Priority Response Times - **Citywide***

Council Districts

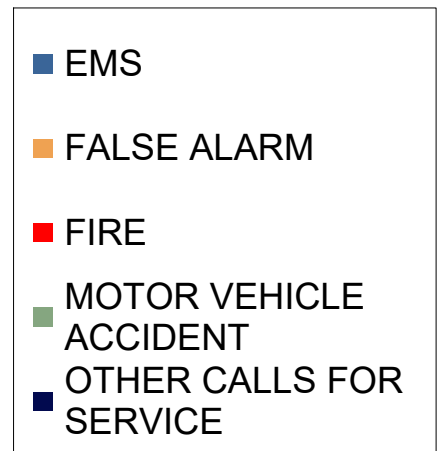
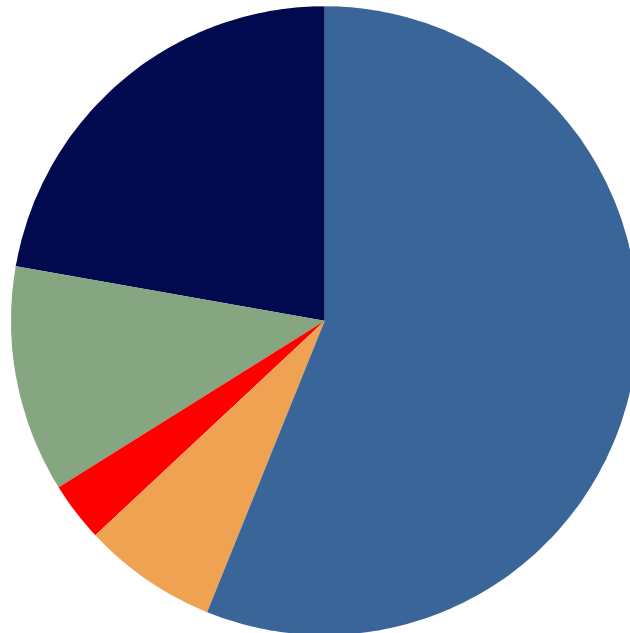


Number of Calls by Type

	<i>December</i>		
	2025	2024	2023
EMS	1,175	1,163	1,215
FALSE ALARM	102	91	83
FIRE	41	27	46
MOTOR VEHICLE ACCIDENT	138	162	181
OTHER CALLS FOR SERVICE	311	363	294
Total	1,767	1,806	1,819

*3-Year Summary of
Calls for Service
in the Month of
December*

2023, 2024 & 2025





Mesquite Fire Department
Calls for Service

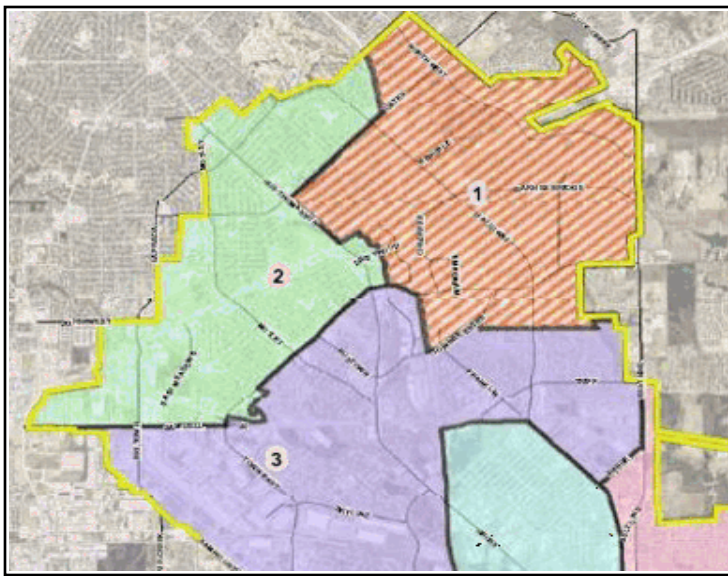
COUNCIL DISTRICT 1

December
2025

Average District Priority Response Times

Number of Calls by Type

District 1 Area



	<i>December</i>		
	2025	2024	2023
EMS	251	225	272
FALSE ALARM	32	19	23
FIRE	3	5	9
MOTOR VEHICLE ACCIDENT	42	59	66
OTHER CALLS FOR SERVICE	71	90	87
Total	399	398	457

*3-Year Summary of
Calls for Service
in the Month of
December
2023, 2024 & 2025*

