

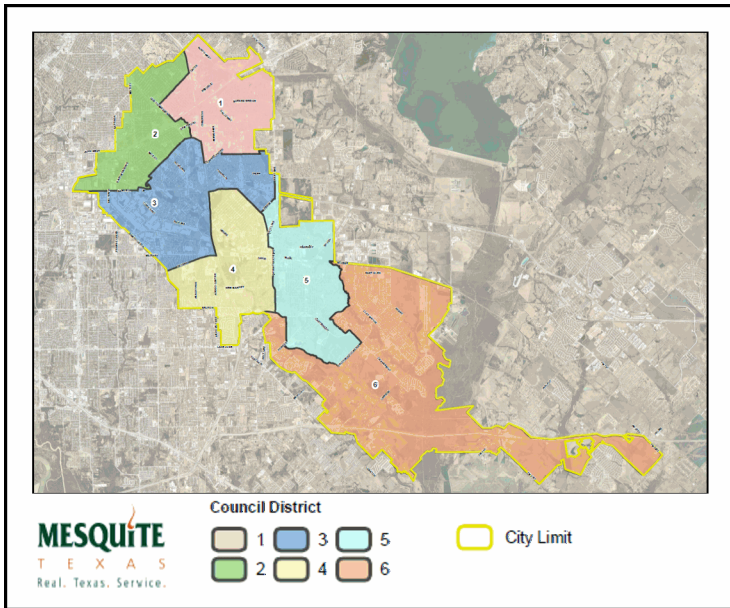


Mesquite Fire Department Calls for Service

December
2025

*Average Priority Response Times - **Citywide***

Council Districts

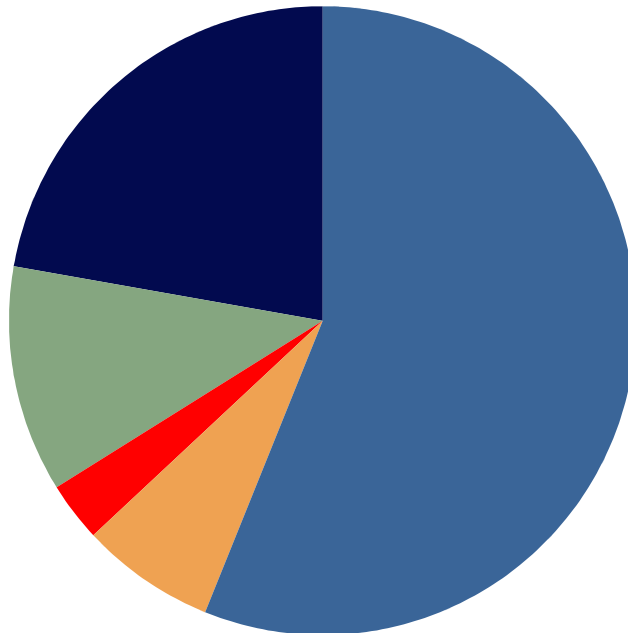


Number of Calls by Type

	<i>December</i>		
	2025	2024	2023
EMS	1,175	1,163	1,215
FALSE ALARM	102	91	83
FIRE	41	27	46
MOTOR VEHICLE ACCIDENT	138	162	181
OTHER CALLS FOR SERVICE	311	363	294
Total	1,767	1,806	1,819

*3-Year Summary of
Calls for Service
in the Month of
December*

2023, 2024 & 2025



- EMS
- FALSE ALARM
- FIRE
- MOTOR VEHICLE ACCIDENT
- OTHER CALLS FOR SERVICE



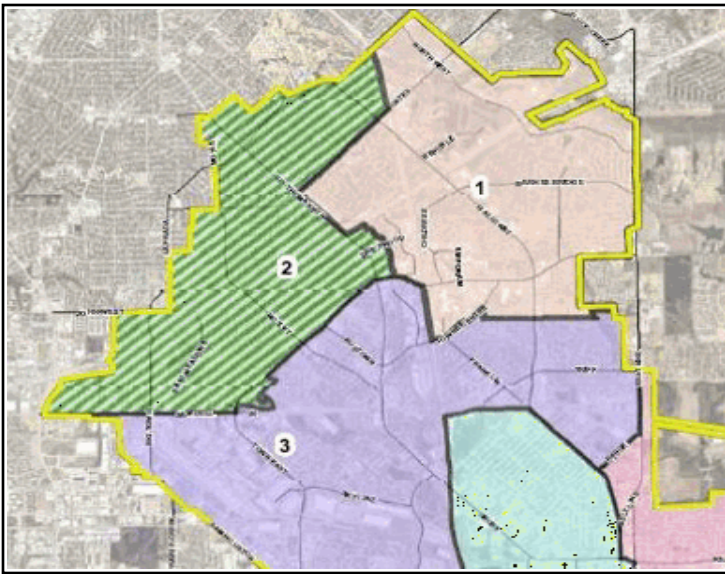
Mesquite Fire Department
Calls for Service

COUNCIL DISTRICT 2

December
2025

Average District Priority Response Times

District 2 Area



Number of Calls by Type

	<i>December</i>		
	2025	2024	2023
EMS	210	190	180
FALSE ALARM	12	14	13
FIRE	3	10	7
MOTOR VEHICLE ACCIDENT	18	23	25
OTHER CALLS FOR SERVICE	45	46	40
Total	288	283	265

*3-Year Summary of
Calls for Service
in the Month of
December
2023, 2024 & 2025*

