

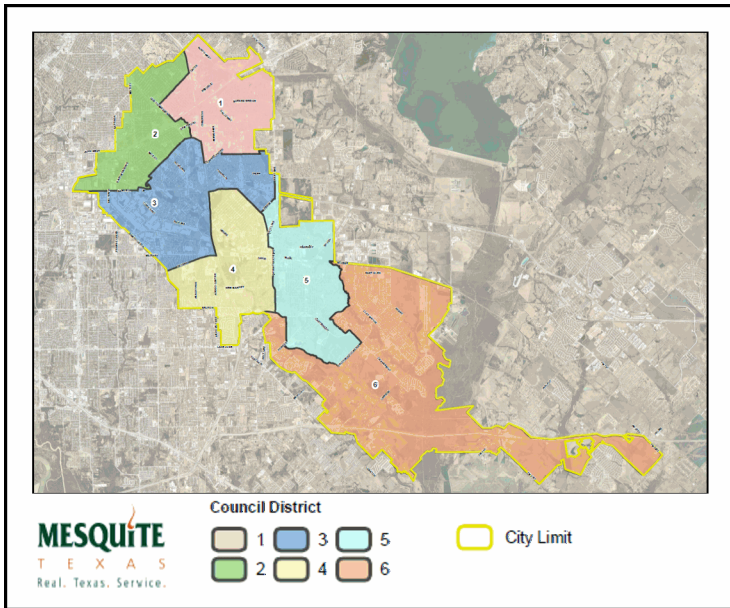


# Mesquite Fire Department Calls for Service

December  
2025

*Average Priority Response Times - **Citywide***

### Council Districts

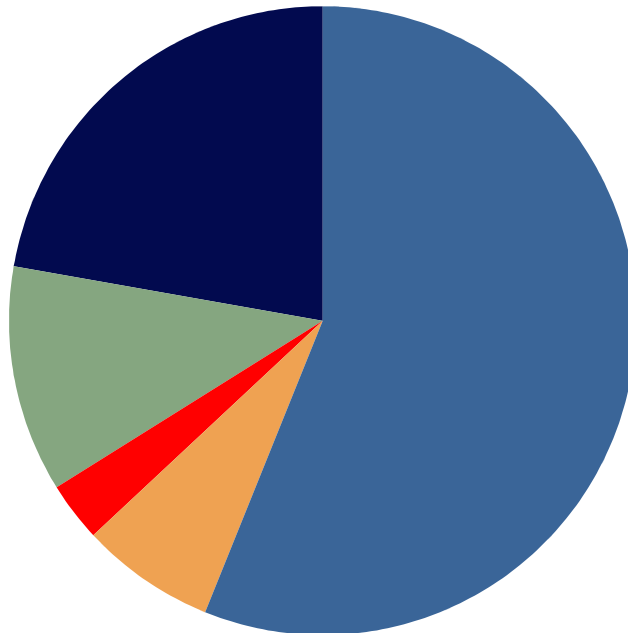


### *Number of Calls by Type*

	<i>December</i>		
	2025	2024	2023
<b>EMS</b>	1,175	1,163	1,215
<b>FALSE ALARM</b>	102	91	83
<b>FIRE</b>	41	27	46
<b>MOTOR VEHICLE ACCIDENT</b>	138	162	181
<b>OTHER CALLS FOR SERVICE</b>	311	363	294
<b>Total</b>	<b>1,767</b>	<b>1,806</b>	<b>1,819</b>

*3-Year Summary of  
Calls for Service  
in the Month of  
December*

*2023, 2024 & 2025*



- EMS
- FALSE ALARM
- FIRE
- MOTOR VEHICLE ACCIDENT
- OTHER CALLS FOR SERVICE



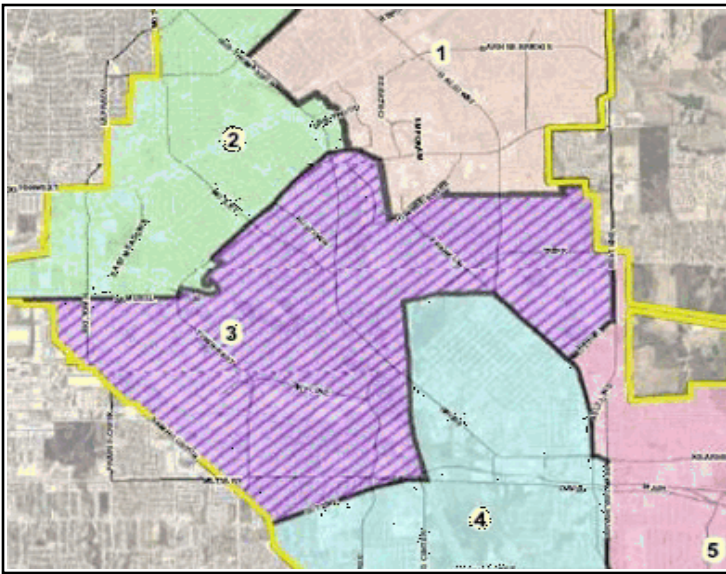
Mesquite Fire Department  
Calls for Service

**COUNCIL DISTRICT 3**

December  
2025

*Average District Priority Response Times*

**District 3 Area**



**Number of Calls by Type**

	<i>December</i>		
	2025	2024	2023
<b>EMS</b>	202	226	224
<b>FALSE ALARM</b>	13	22	15
<b>FIRE</b>	11	3	8
<b>MOTOR VEHICLE ACCIDENT</b>	32	40	32
<b>OTHER CALLS FOR SERVICE</b>	59	65	37
<b>Total</b>	<b>317</b>	<b>356</b>	<b>316</b>

*3-Year Summary of  
Calls for Service  
in the Month of  
December  
2023, 2024 & 2025*

