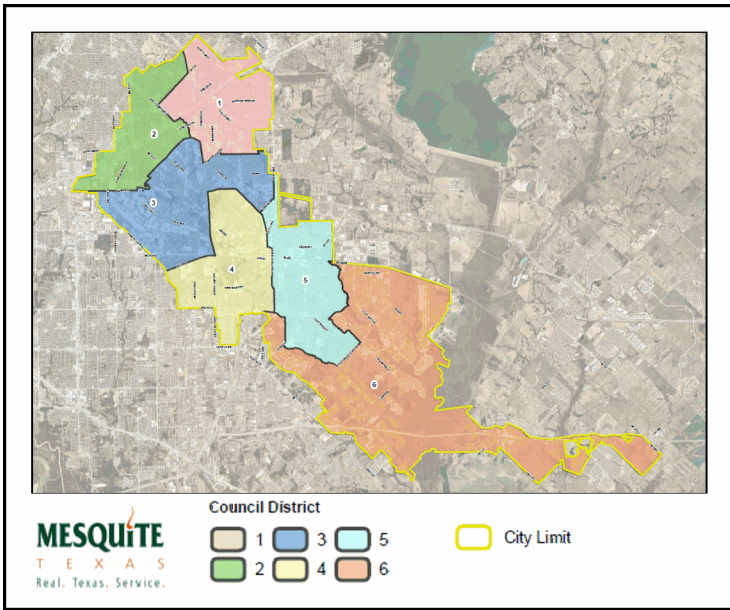




# Mesquite Fire Department Calls for Service

|                  |  |
|------------------|--|
| November<br>2025 | <i>Average Priority Response Times - <b>Citywide</b></i> |
|------------------|--|

### Council Districts

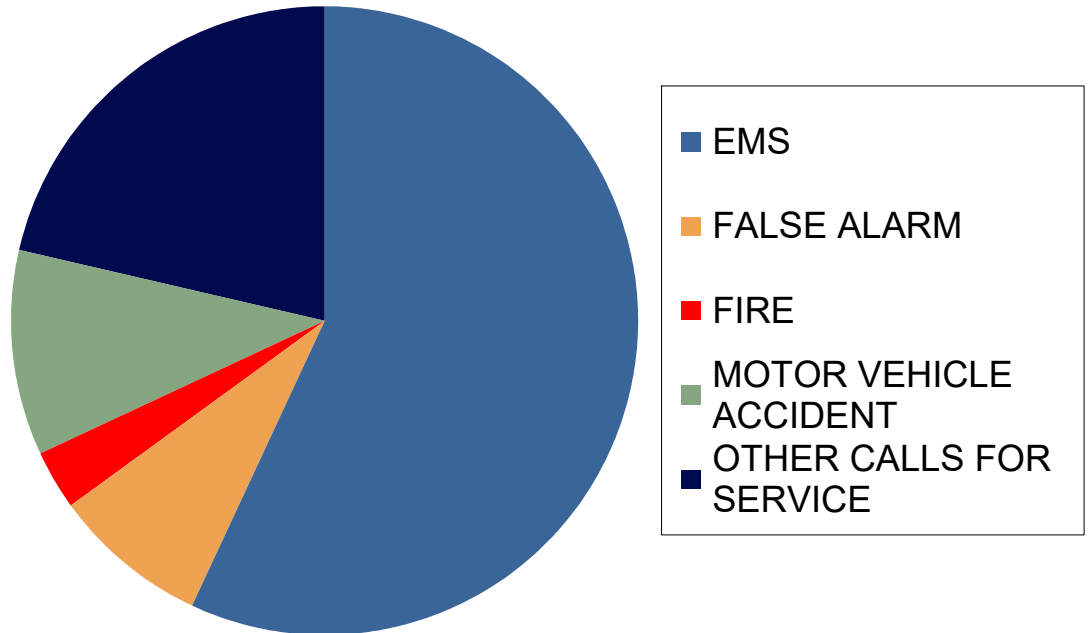


### *Number of Calls by Type*

|                         | November     |              |              |
|-------------------------|--------------|--------------|--------------|
|                         | 2025         | 2024         | 2023         |
| EMS                     | 1,076        | 1,114        | 1,093        |
| FALSE ALARM             | 83           | 95           | 109          |
| FIRE                    | 32           | 35           | 37           |
| MOTOR VEHICLE ACCIDENT  | 129          | 113          | 159          |
| OTHER CALLS FOR SERVICE | 278          | 281          | 292          |
| <b>Total</b>            | <b>1,598</b> | <b>1,638</b> | <b>1,690</b> |

### *3-Year Summary of Calls for Service in the Month of November*

*2023, 2024 & 2025*





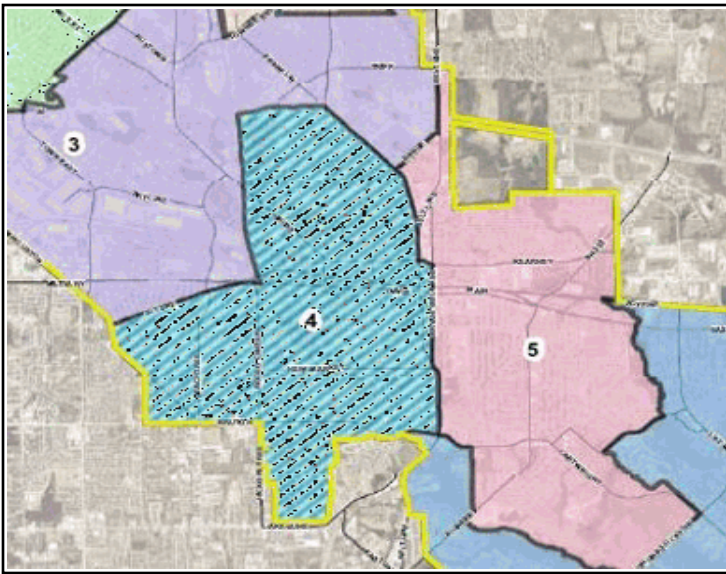
Mesquite Fire Department  
Calls for Service

COUNCIL DISTRICT 4

November  
2025

*Average District Priority Response Times*

**District 4 Area**



**Number of Calls by Type**

|                         | November   |            |            |
|-------------------------|------------|------------|------------|
|                         | 2025       | 2024       | 2023       |
| EMS                     | 189        | 196        | 176        |
| FALSE ALARM             | 15         | 11         | 20         |
| FIRE                    | 4          | 9          | 8          |
| MOTOR VEHICLE ACCIDENT  | 23         | 18         | 20         |
| OTHER CALLS FOR SERVICE | 38         | 50         | 37         |
| <b>Total</b>            | <b>269</b> | <b>284</b> | <b>261</b> |

*3-Year Summary of  
Calls for Service  
in the Month of  
November  
2023, 2024 & 2025*

