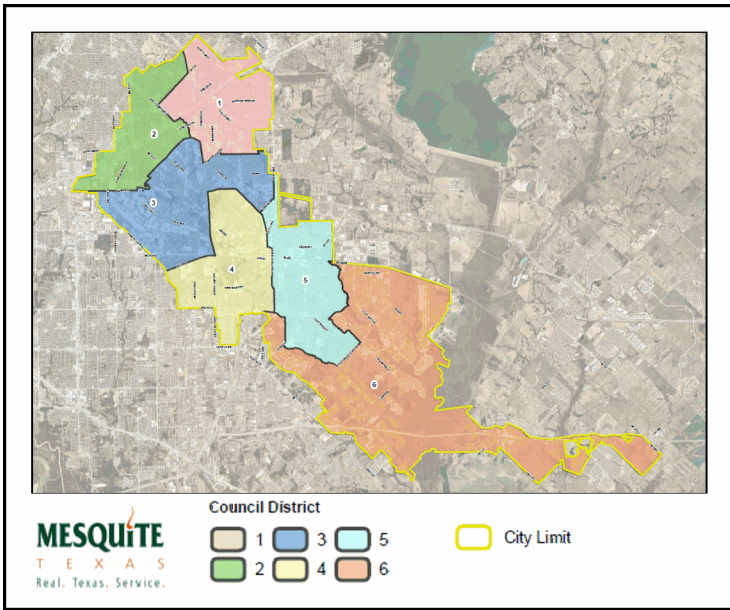




# Mesquite Fire Department Calls for Service

November 2025	<i>Average Priority Response Times - <b>Citywide</b></i>
------------------	--

### Council Districts

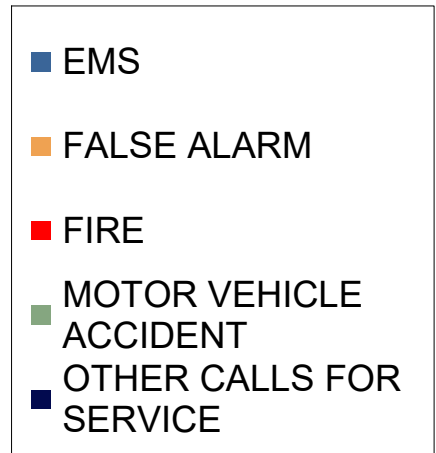
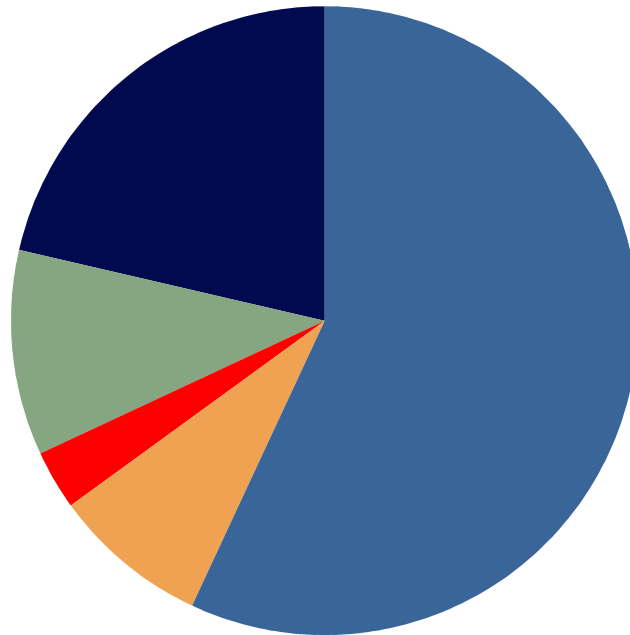


### *Number of Calls by Type*

	<i>November</i>		
	2025	2024	2023
<b>EMS</b>	1,076	1,114	1,093
<b>FALSE ALARM</b>	83	95	109
<b>FIRE</b>	32	35	37
<b>MOTOR VEHICLE ACCIDENT</b>	129	113	159
<b>OTHER CALLS FOR SERVICE</b>	278	281	292
<b>Total</b>	<b>1,598</b>	<b>1,638</b>	<b>1,690</b>

### *3-Year Summary of Calls for Service in the Month of November*

*2023, 2024 & 2025*





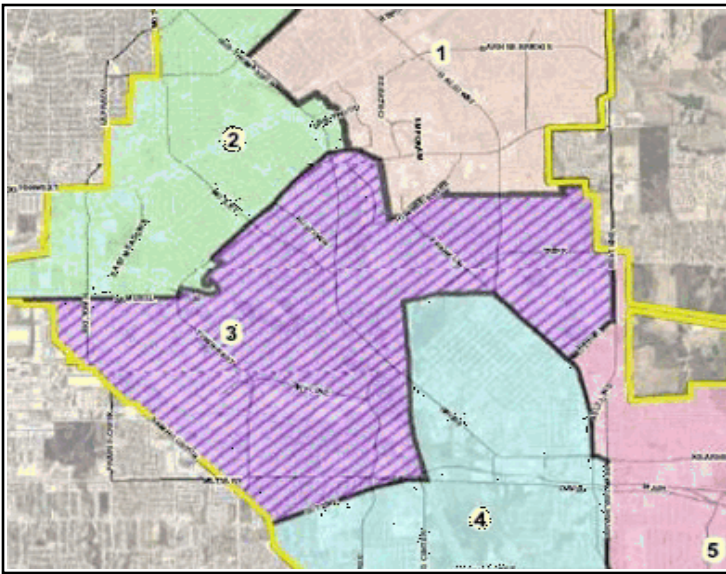
Mesquite Fire Department  
Calls for Service

COUNCIL DISTRICT 3

November  
2025

*Average District Priority Response Times*

**District 3 Area**



**Number of Calls by Type**

	November		
	2025	2024	2023
EMS	213	197	209
FALSE ALARM	10	25	24
FIRE	8	5	6
MOTOR VEHICLE ACCIDENT	31	17	30
OTHER CALLS FOR SERVICE	52	41	46
<b>Total</b>	<b>314</b>	<b>285</b>	<b>315</b>

*3-Year Summary of  
Calls for Service  
in the Month of  
November  
2023, 2024 & 2025*

