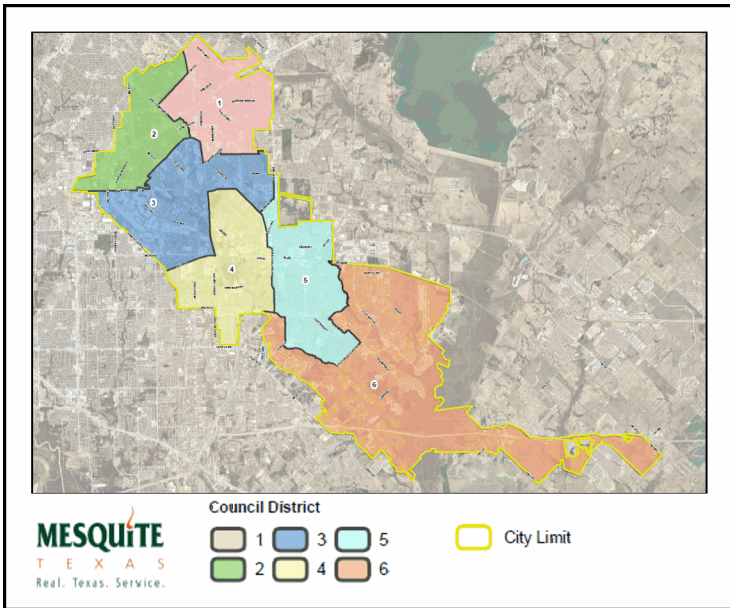




Mesquite Fire Department Calls for Service

November 2025	<i>Average Priority Response Times - Citywide</i>
------------------	--

Council Districts

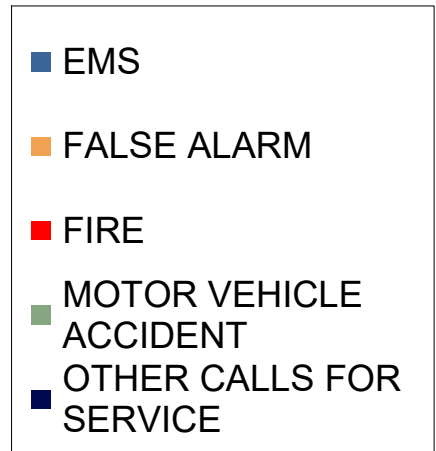
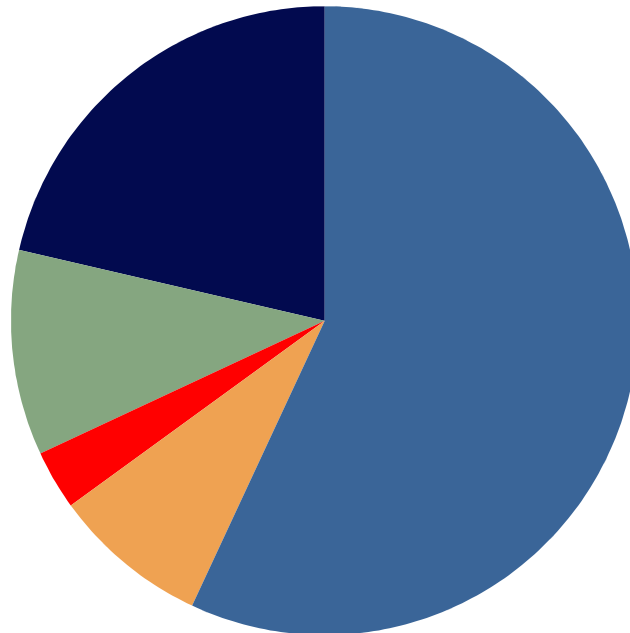


Number of Calls by Type

	<i>November</i>		
	2025	2024	2023
EMS	1,076	1,114	1,093
FALSE ALARM	83	95	109
FIRE	32	35	37
MOTOR VEHICLE ACCIDENT	129	113	159
OTHER CALLS FOR SERVICE	278	281	292
Total	1,598	1,638	1,690

3-Year Summary of Calls for Service in the Month of November

2023, 2024 & 2025





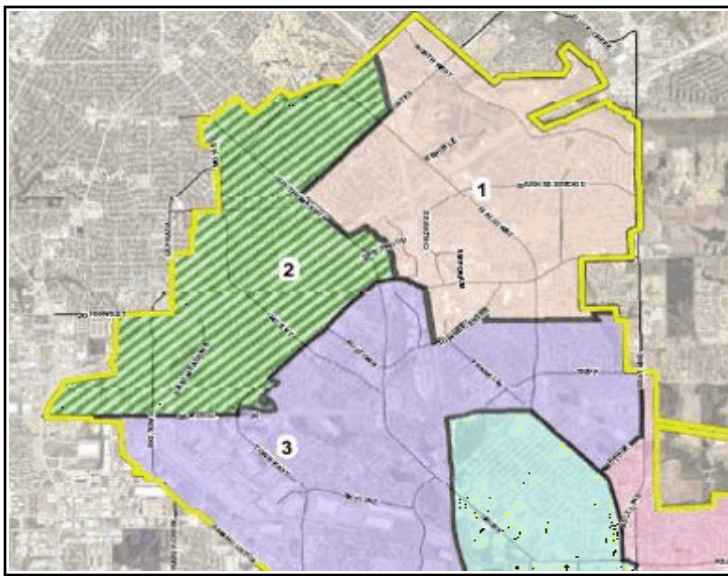
Mesquite Fire Department
Calls for Service

COUNCIL DISTRICT 2

November
2025

Average District Priority Response Times

District 2 Area



Number of Calls by Type

	November		
	2025	2024	2023
EMS	174	194	184
FALSE ALARM	15	10	16
FIRE	5	7	7
MOTOR VEHICLE ACCIDENT	20	19	35
OTHER CALLS FOR SERVICE	56	37	49
Total	270	267	291

*3-Year Summary of
Calls for Service
in the Month of
November
2023, 2024 & 2025*

