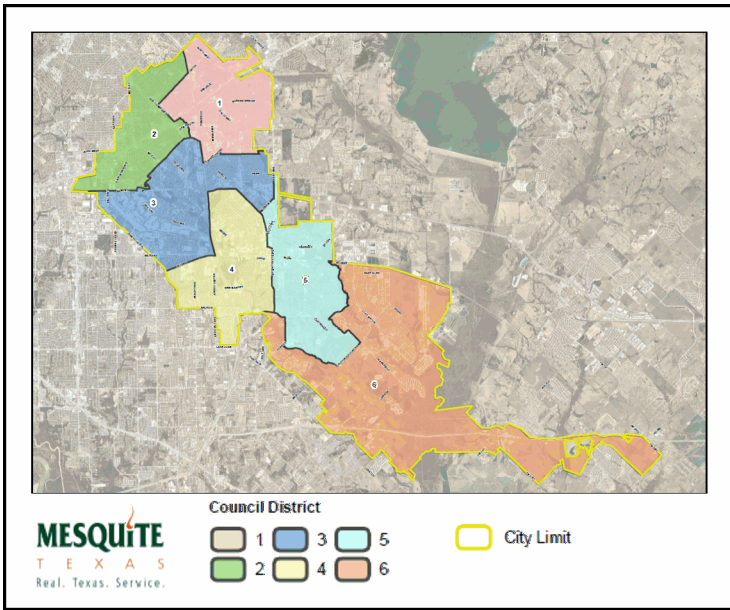




Mesquite Fire Department Calls for Service

October 2025	<i>Average Priority Response Times - Citywide</i>
-----------------	--

Council Districts

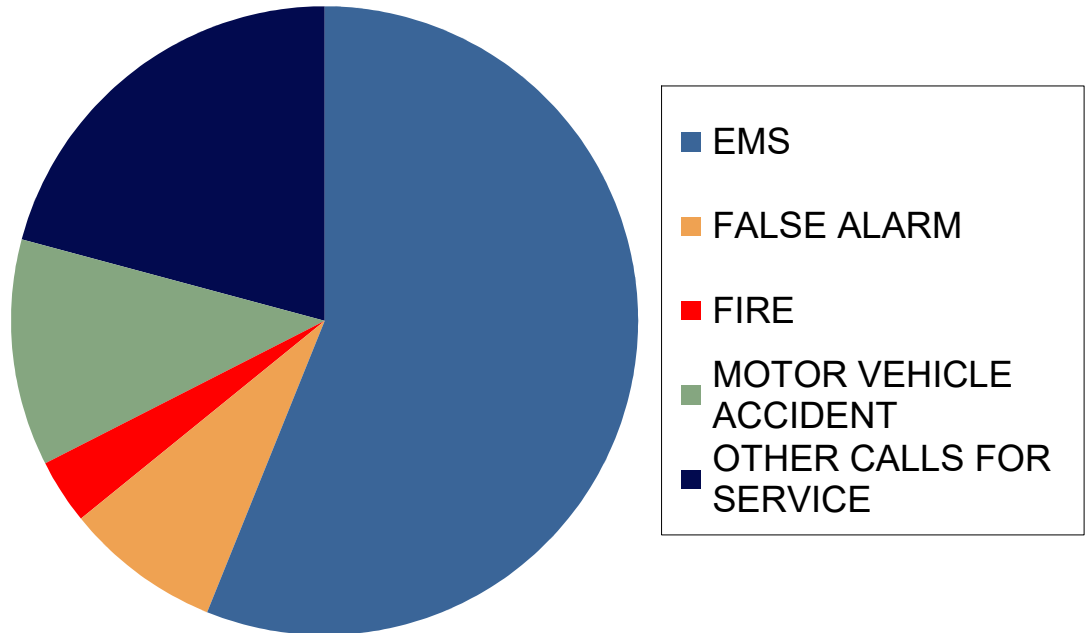


Number of Calls by Type

	<i>October</i>		
	2025	2024	2023
EMS	1,160	1,149	1,121
FALSE ALARM	93	104	112
FIRE	35	52	29
MOTOR VEHICLE ACCIDENT	154	120	171
OTHER CALLS FOR SERVICE	316	259	294
Total	1,758	1,684	1,727

3-Year Summary of Calls for Service in the Month of October

2023, 2024 & 2025





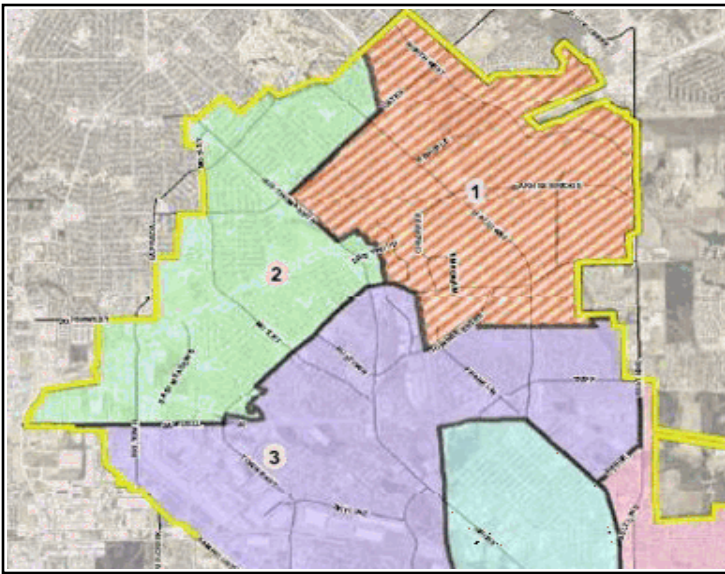
Mesquite Fire Department
Calls for Service

COUNCIL DISTRICT 1

August
2025

Average District Priority Response Times

District 1 Area



Number of Calls by Type

	<i>August</i>		
	2025	2024	2023
EMS	240	247	256
FALSE ALARM	26	31	44
FIRE	9	12	8
MOTOR VEHICLE ACCIDENT	26	31	46
OTHER CALLS FOR SERVICE	74	65	75
Total	375	386	429

*3-Year Summary of
Calls for Service
in the Month of August*

2023, 2024 & 2025

