

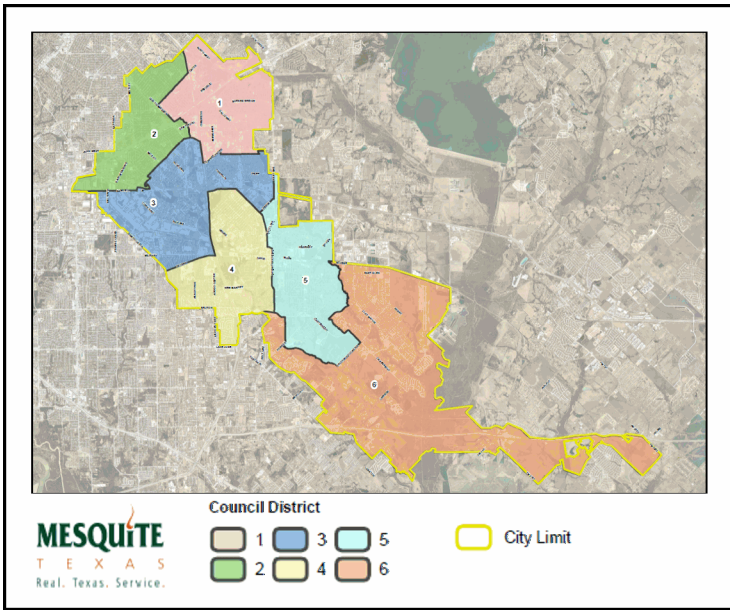


# Mesquite Fire Department Calls for Service

September  
2025

*Average Priority Response Times - **Citywide***

### Council Districts

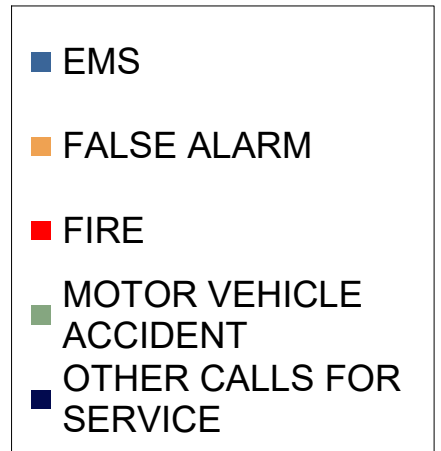
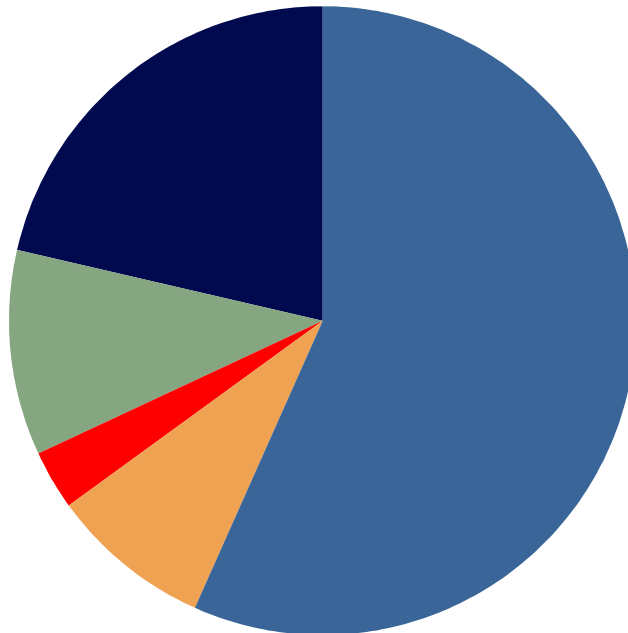


### *Number of Calls by Type*

	September		
	2025	2024	2023
<b>EMS</b>	1,155	1,097	1,142
<b>FALSE ALARM</b>	87	112	102
<b>FIRE</b>	28	43	43
<b>MOTOR VEHICLE ACCIDENT</b>	125	135	132
<b>OTHER CALLS FOR SERVICE</b>	282	301	267
<b>Total</b>	<b>1,677</b>	<b>1,688</b>	<b>1,686</b>

*3-Year Summary of  
Calls for Service  
in the Month of  
September*

*2023, 2024 & 2025*





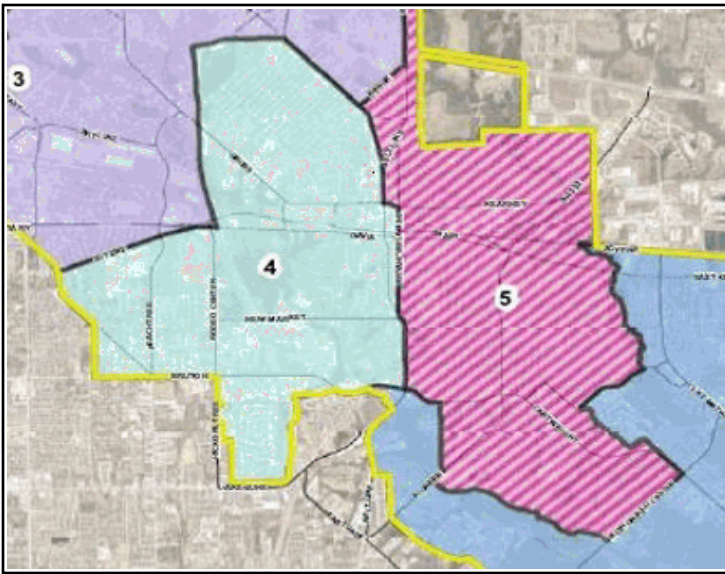
Mesquite Fire Department  
Calls for Service

COUNCIL DISTRICT 5

August  
2025

*Average District Priority Response Times*

**District 5 Area**



**Number of Calls by Type**

	August		
	2025	2024	2023
EMS	137	174	135
FALSE ALARM	10	9	13
FIRE	4	9	6
MOTOR VEHICLE ACCIDENT	14	9	15
OTHER CALLS FOR SERVICE	36	41	39
<b>Total</b>	<b>201</b>	<b>242</b>	<b>208</b>

*3-Year Summary of  
Calls for Service  
in the Month of August*

2023, 2024 & 2025

