

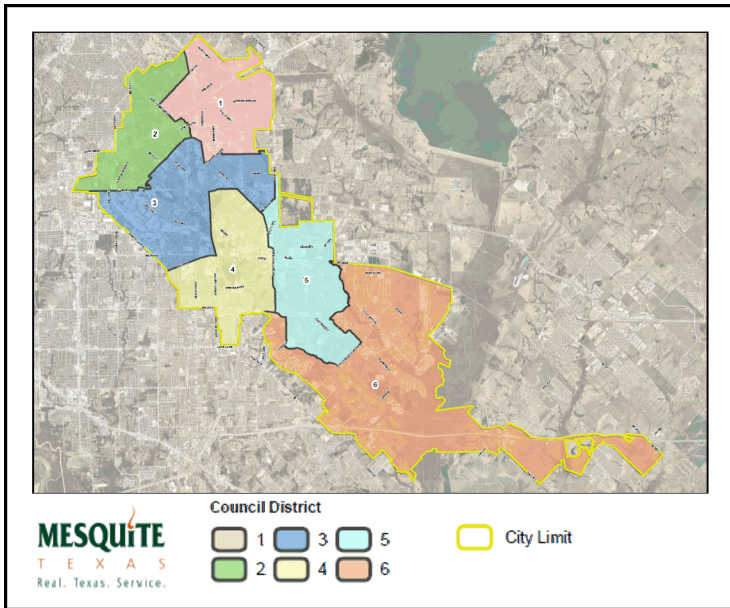


# Mesquite Fire Department Calls for Service

September  
2025

*Average Priority Response Times - **Citywide***

### Council Districts

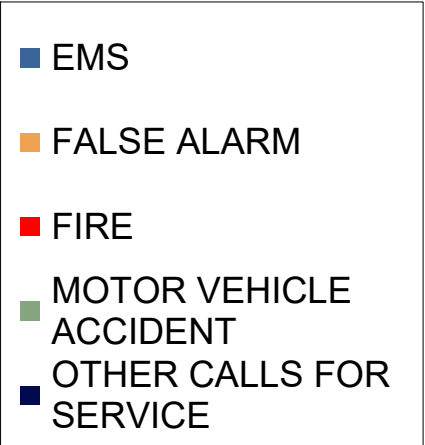
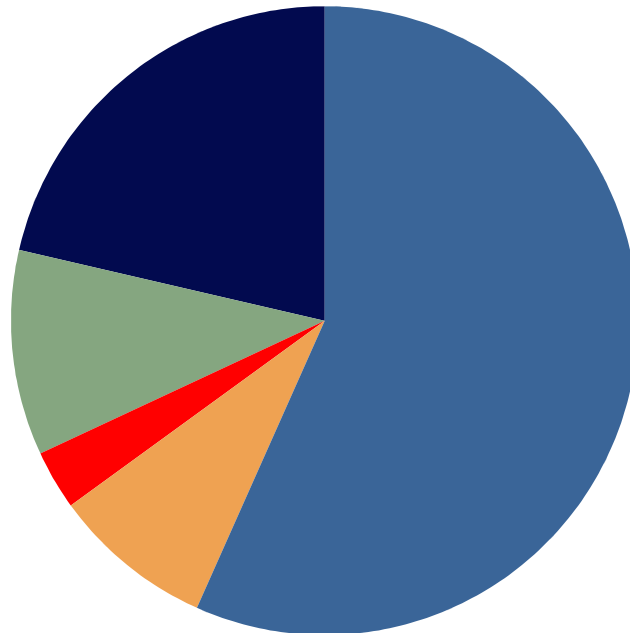


### *Number of Calls by Type*

	September		
	2025	2024	2023
<b>EMS</b>	1,155	1,097	1,142
<b>FALSE ALARM</b>	87	112	102
<b>FIRE</b>	28	43	43
<b>MOTOR VEHICLE ACCIDENT</b>	125	135	132
<b>OTHER CALLS FOR SERVICE</b>	282	301	267
<b>Total</b>	<b>1,677</b>	<b>1,688</b>	<b>1,686</b>

*3-Year Summary of  
Calls for Service  
in the Month of  
September*

*2023, 2024 & 2025*





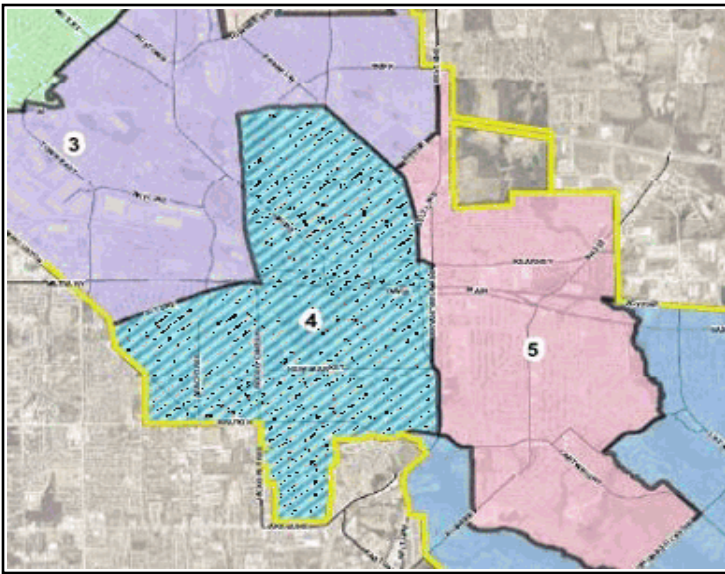
Mesquite Fire Department  
Calls for Service

**COUNCIL DISTRICT 4**

August  
2025

*Average District Priority Response Times*

**District 4 Area**



**Number of Calls by Type**

	<b>August</b>		
	<b>2025</b>	<b>2024</b>	<b>2023</b>
<b>EMS</b>	<b>234</b>	<b>188</b>	<b>203</b>
<b>FALSE ALARM</b>	<b>16</b>	<b>14</b>	<b>15</b>
<b>FIRE</b>	<b>3</b>	<b>7</b>	<b>9</b>
<b>MOTOR VEHICLE ACCIDENT</b>	<b>25</b>	<b>16</b>	<b>22</b>
<b>OTHER CALLS FOR SERVICE</b>	<b>44</b>	<b>48</b>	<b>59</b>
<b>Total</b>	<b>322</b>	<b>273</b>	<b>308</b>

*3-Year Summary of  
Calls for Service  
in the Month of August*

*2023, 2024 & 2025*

