

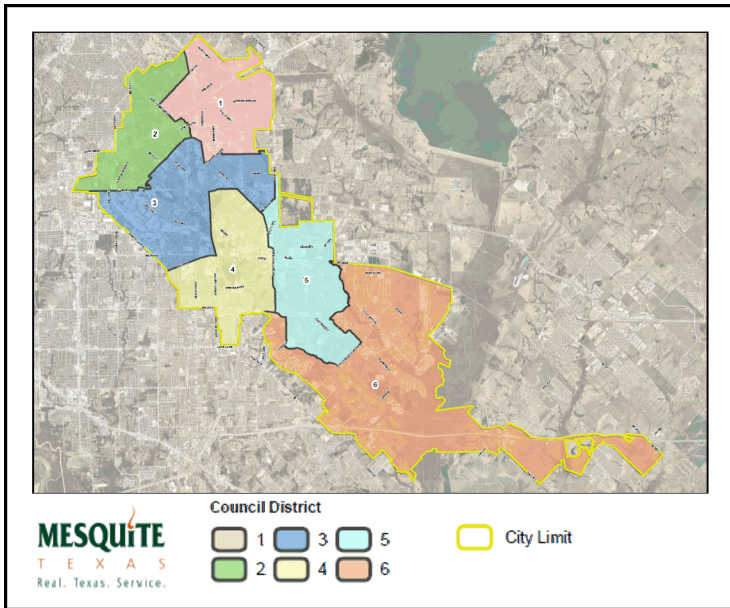


Mesquite Fire Department Calls for Service

September
2025

*Average Priority Response Times - **Citywide***

Council Districts

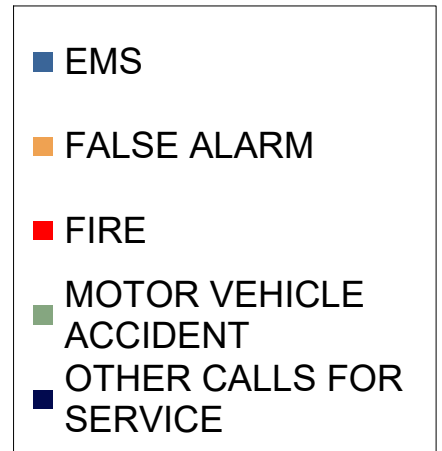
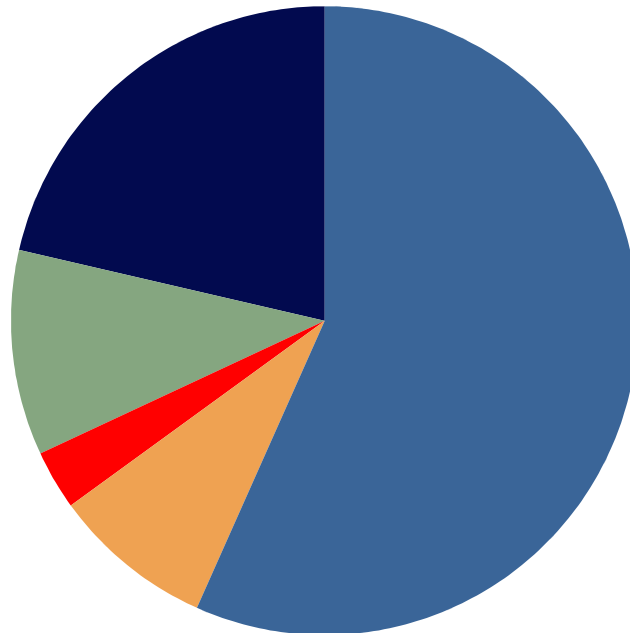


Number of Calls by Type

	September		
	2025	2024	2023
EMS	1,155	1,097	1,142
FALSE ALARM	87	112	102
FIRE	28	43	43
MOTOR VEHICLE ACCIDENT	125	135	132
OTHER CALLS FOR SERVICE	282	301	267
Total	1,677	1,688	1,686

*3-Year Summary of
Calls for Service
in the Month of
September*

2023, 2024 & 2025





Mesquite Fire Department
Calls for Service

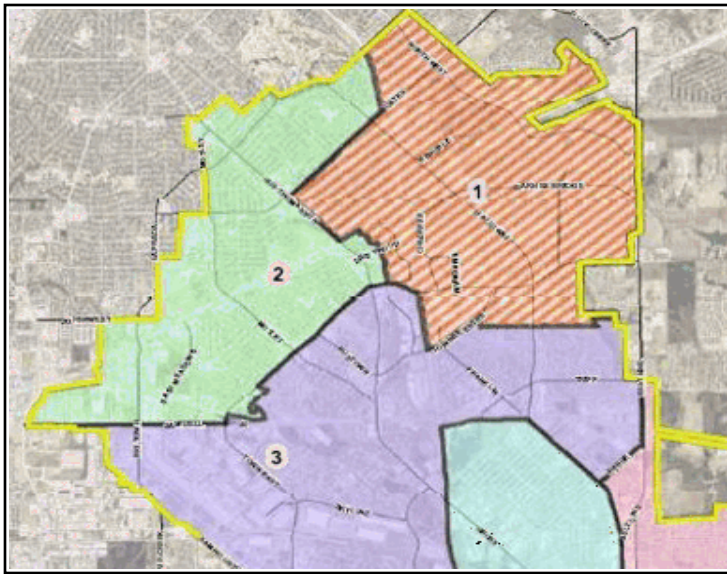
COUNCIL DISTRICT 1

August
2025

Average District Priority Response Times

Number of Calls by Type

District 1 Area



	August		
	2025	2024	2023
EMS	240	247	256
FALSE ALARM	26	31	44
FIRE	9	12	8
MOTOR VEHICLE ACCIDENT	26	31	46
OTHER CALLS FOR SERVICE	74	65	75
Total	375	386	429

*3-Year Summary of
Calls for Service
in the Month of August*

2023, 2024 & 2025

