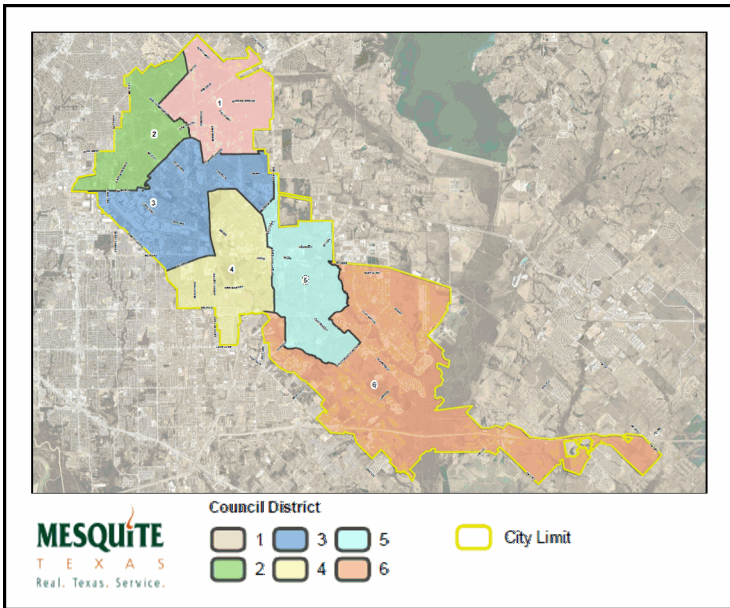




# Mesquite Fire Department Calls for Service

August 2025	<i>Average Priority Response Times - <b>Citywide</b></i>
----------------	----------------------------------------------------------

### Council Districts

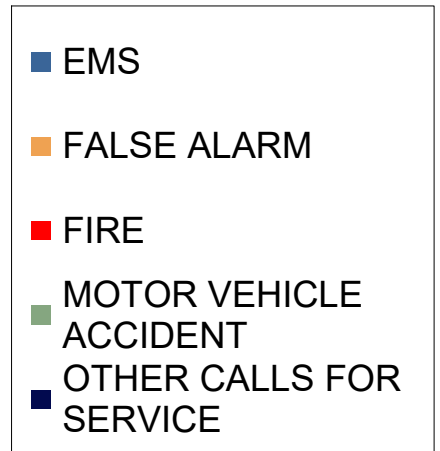
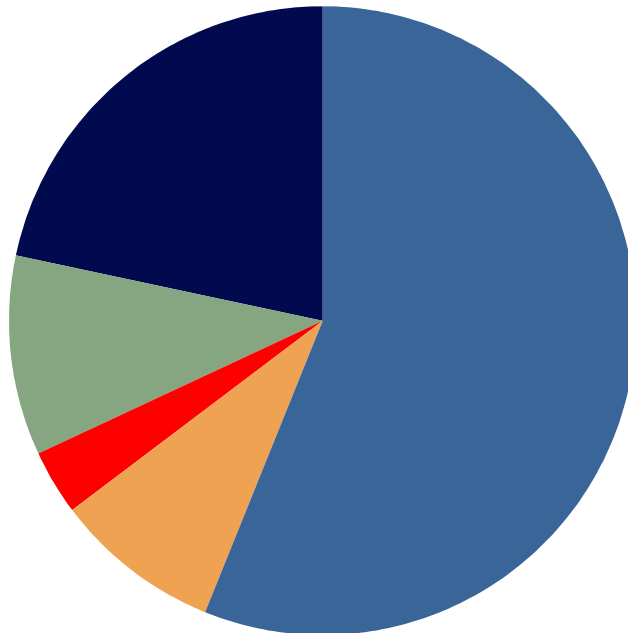


### *Number of Calls by Type*

	<i>August</i>		
	2025	2024	2023
<b>EMS</b>	1,103	1,138	1,183
<b>FALSE ALARM</b>	105	103	128
<b>FIRE</b>	23	48	54
<b>MOTOR VEHICLE ACCIDENT</b>	123	108	163
<b>OTHER CALLS FOR SERVICE</b>	296	279	325
<b>Total</b>	<b>1,650</b>	<b>1,676</b>	<b>1,853</b>

### *3-Year Summary of Calls for Service in the Month of August*

*2023, 2024 & 2025*





Mesquite Fire Department  
Calls for Service

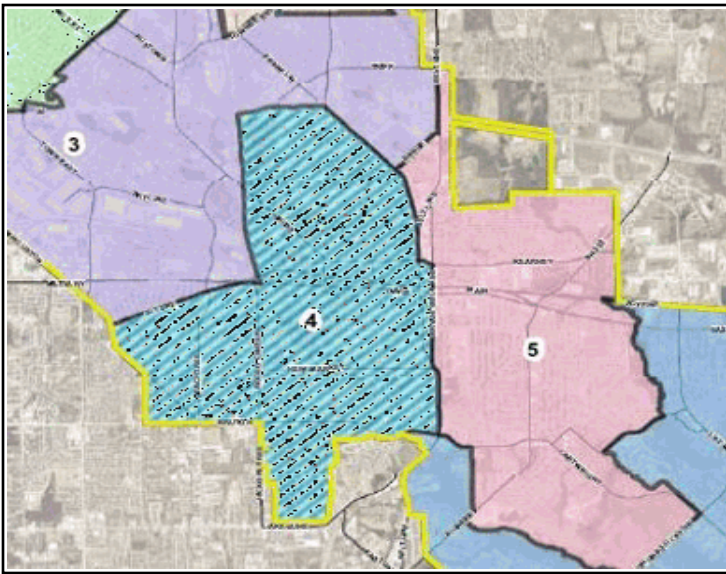
**COUNCIL DISTRICT 4**

August  
2025

*Average District Priority Response Times*

**Number of Calls by Type**

**District 4 Area**



	<i>August</i>		
	2025	2024	2023
<b>EMS</b>	234	188	203
<b>FALSE ALARM</b>	16	14	15
<b>FIRE</b>	3	7	9
<b>MOTOR VEHICLE ACCIDENT</b>	25	16	22
<b>OTHER CALLS FOR SERVICE</b>	44	48	59
<b>Total</b>	<b>322</b>	<b>273</b>	<b>308</b>

*3-Year Summary of  
Calls for Service  
in the Month of August*

*2023, 2024 & 2025*

