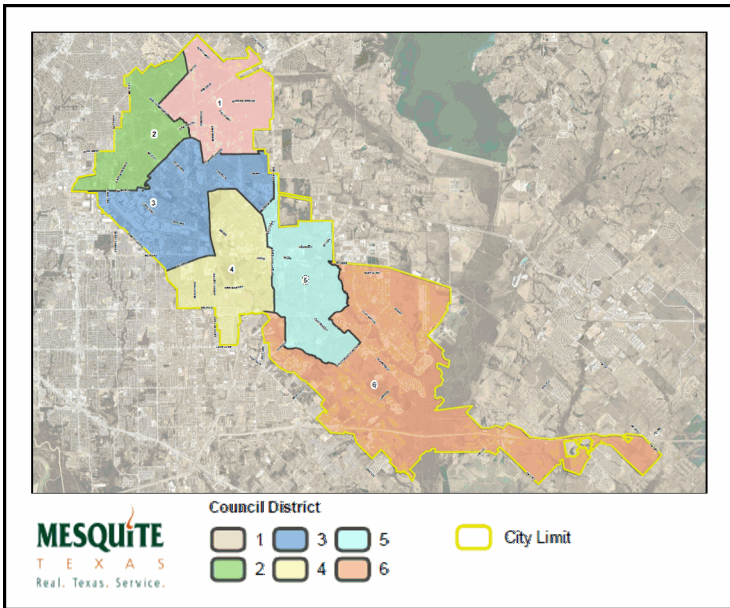




Mesquite Fire Department Calls for Service

August 2025	<i>Average Priority Response Times - Citywide</i>
----------------	--

Council Districts

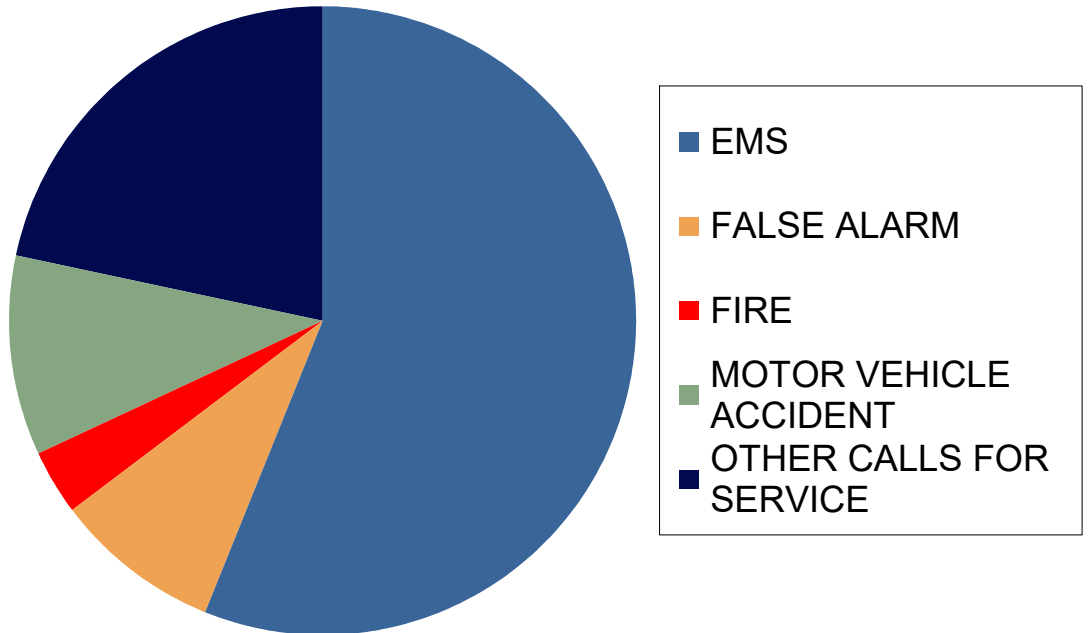


Number of Calls by Type

	<i>August</i>		
	2025	2024	2023
EMS	1,103	1,138	1,183
FALSE ALARM	105	103	128
FIRE	23	48	54
MOTOR VEHICLE ACCIDENT	123	108	163
OTHER CALLS FOR SERVICE	296	279	325
Total	1,650	1,676	1,853

3-Year Summary of Calls for Service in the Month of August

2023, 2024 & 2025





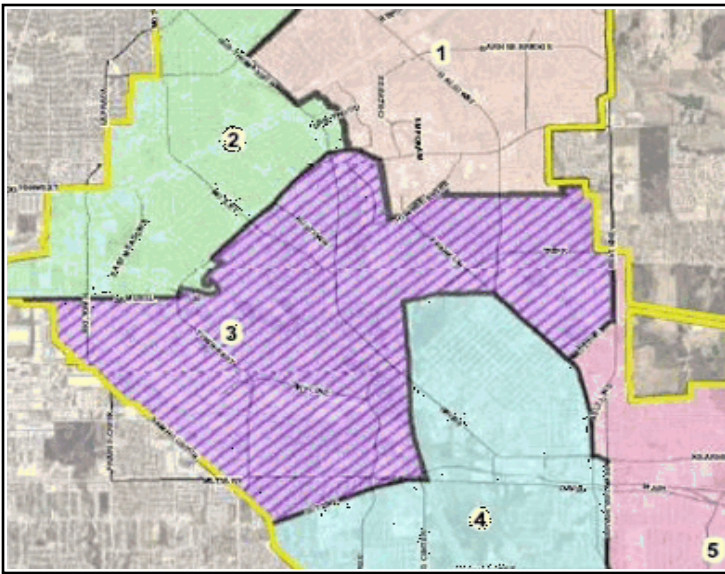
Mesquite Fire Department
Calls for Service

COUNCIL DISTRICT 3

August
2025

Average District Priority Response Times

District 3 Area



Number of Calls by Type

	August		
	2025	2024	2023
EMS	205	218	238
FALSE ALARM	24	25	38
FIRE	5	6	9
MOTOR VEHICLE ACCIDENT	31	22	38
OTHER CALLS FOR SERVICE	39	53	54
Total	304	324	377

*3-Year Summary of
Calls for Service
in the Month of August*

2023, 2024 & 2025

