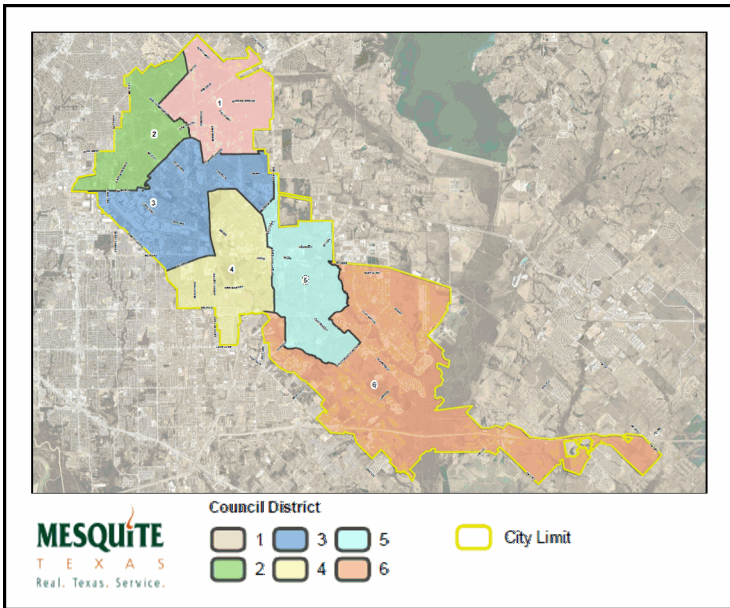




Mesquite Fire Department Calls for Service

| | |
|----------------|--|
| August 2025 | <i>Average Priority Response Times - Citywide</i> |
|----------------|--|

Council Districts

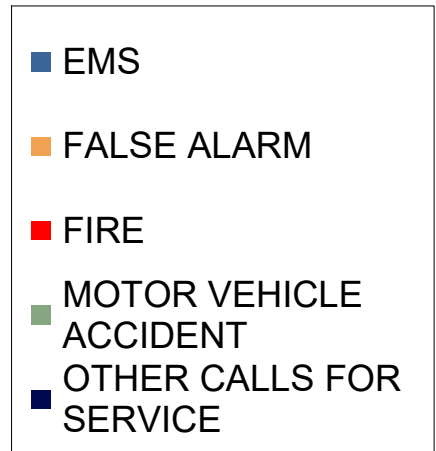
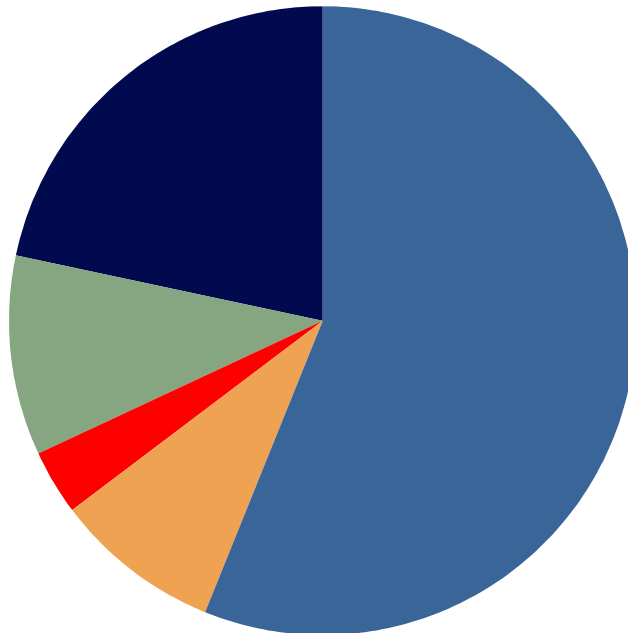


Number of Calls by Type

| | <i>August</i> | | |
|--------------------------------|---------------|--------------|--------------|
| | 2025 | 2024 | 2023 |
| EMS | 1,103 | 1,138 | 1,183 |
| FALSE ALARM | 105 | 103 | 128 |
| FIRE | 23 | 48 | 54 |
| MOTOR VEHICLE ACCIDENT | 123 | 108 | 163 |
| OTHER CALLS FOR SERVICE | 296 | 279 | 325 |
| Total | 1,650 | 1,676 | 1,853 |

3-Year Summary of Calls for Service in the Month of August

2023, 2024 & 2025





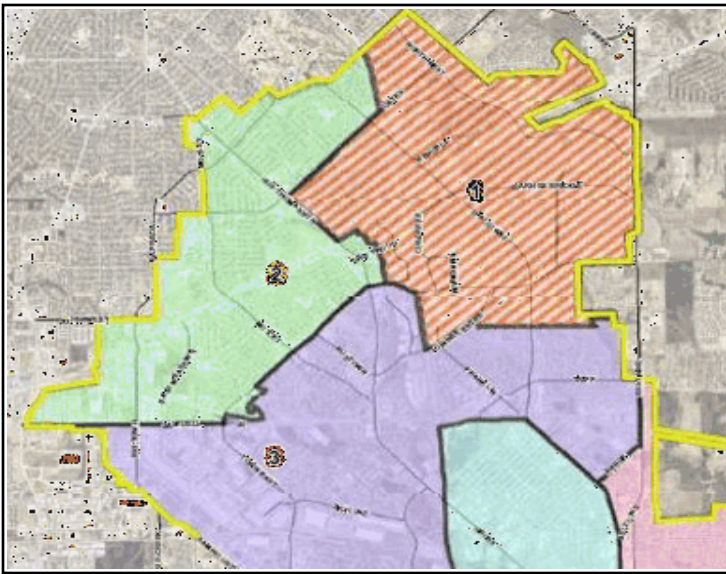
Mesquite Fire Department
Calls for Service

COUNCIL DISTRICT 1

August
2025

Average District Priority Response Times

District 1 Area

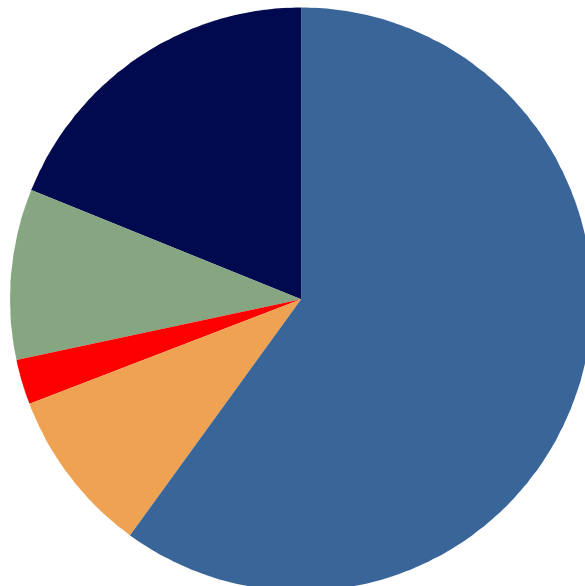


Number of Calls by Type

| | August | | |
|-------------------------|------------|------------|------------|
| | 2025 | 2024 | 2023 |
| EMS | 240 | 247 | 256 |
| FALSE ALARM | 26 | 31 | 44 |
| FIRE | 9 | 12 | 8 |
| MOTOR VEHICLE ACCIDENT | 26 | 31 | 46 |
| OTHER CALLS FOR SERVICE | 74 | 65 | 75 |
| Total | 375 | 386 | 429 |

*3-Year Summary of
Calls for Service
in the Month of August*

2023, 2024 & 2025



| |
|---------------------------|
| ■ EMS |
| ■ FALSE ALARM |
| ■ FIRE |
| ■ MOTOR VEHICLE ACCIDENT |
| ■ OTHER CALLS FOR SERVICE |