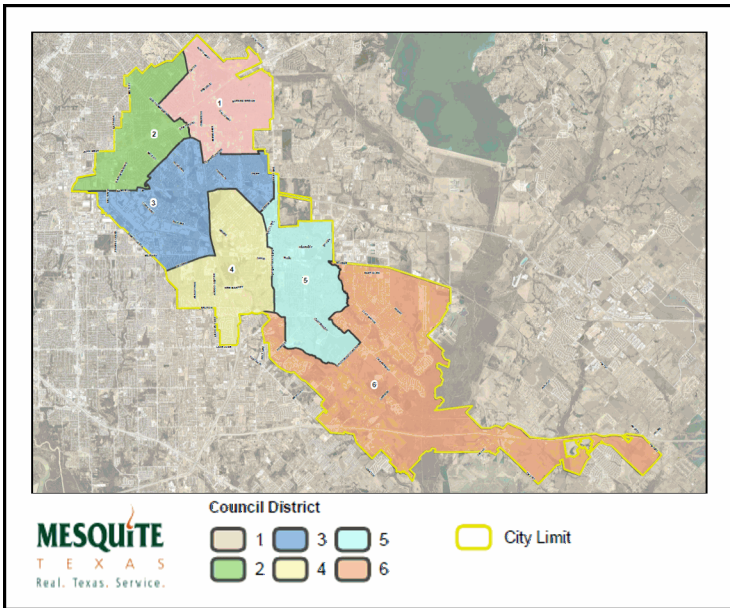




Mesquite Fire Department Calls for Service

July 2025	<i>Average Priority Response Times - Citywide</i>
--------------	--

Council Districts

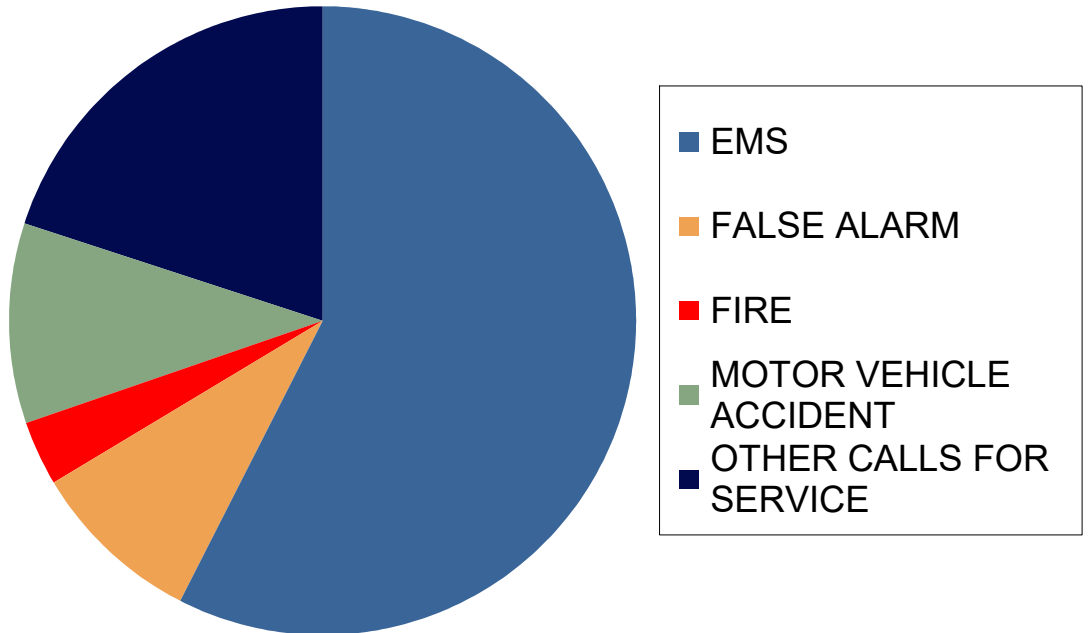


Number of Calls by Type

	<i>July</i>		
	2025	2024	2023
EMS	1,087	1,149	1,137
FALSE ALARM	93	105	138
FIRE	33	45	48
MOTOR VEHICLE ACCIDENT	107	131	162
OTHER CALLS FOR SERVICE	271	245	300
Total	1,591	1,675	1,785

3-Year Summary of Calls for Service in the Month of July

2023, 2024 & 2025





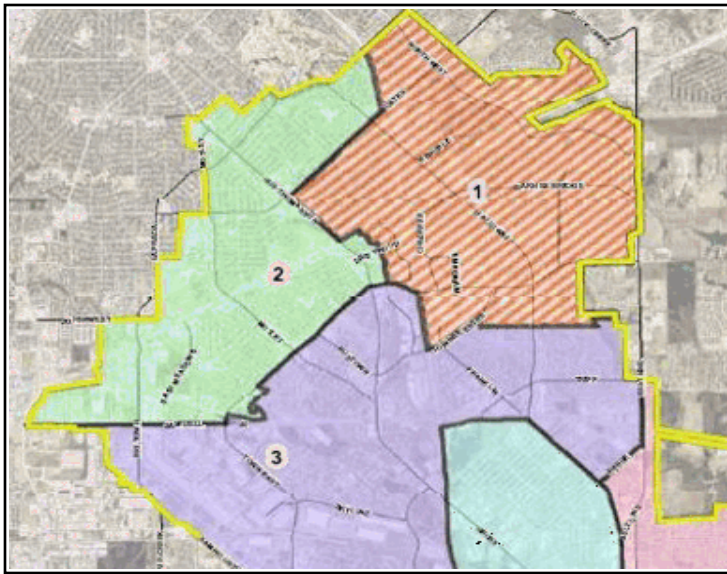
Mesquite Fire Department
Calls for Service

COUNCIL DISTRICT 1

July
2025

Average District Priority Response Times

District 1 Area



Number of Calls by Type

	<i>July</i>		
	2025	2024	2023
EMS	263	231	228
FALSE ALARM	30	23	28
FIRE	11	7	5
MOTOR VEHICLE ACCIDENT	23	42	53
OTHER CALLS FOR SERVICE	63	50	76
Total	390	353	390

*3-Year Summary of
Calls for Service
in the Month of July*

2023, 2024 & 2025

