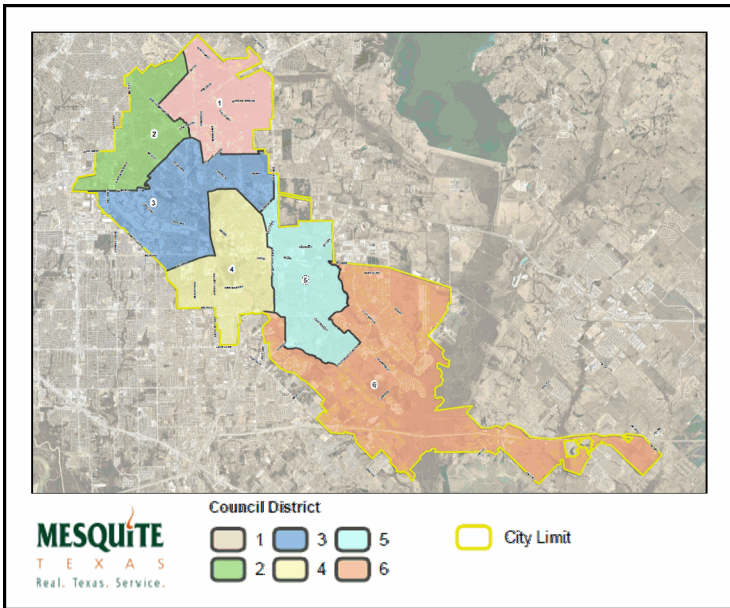




# Mesquite Fire Department Calls for Service

June 2025	<i>Average Priority Response Times - <b>Citywide</b></i>
--------------	--

### Council Districts

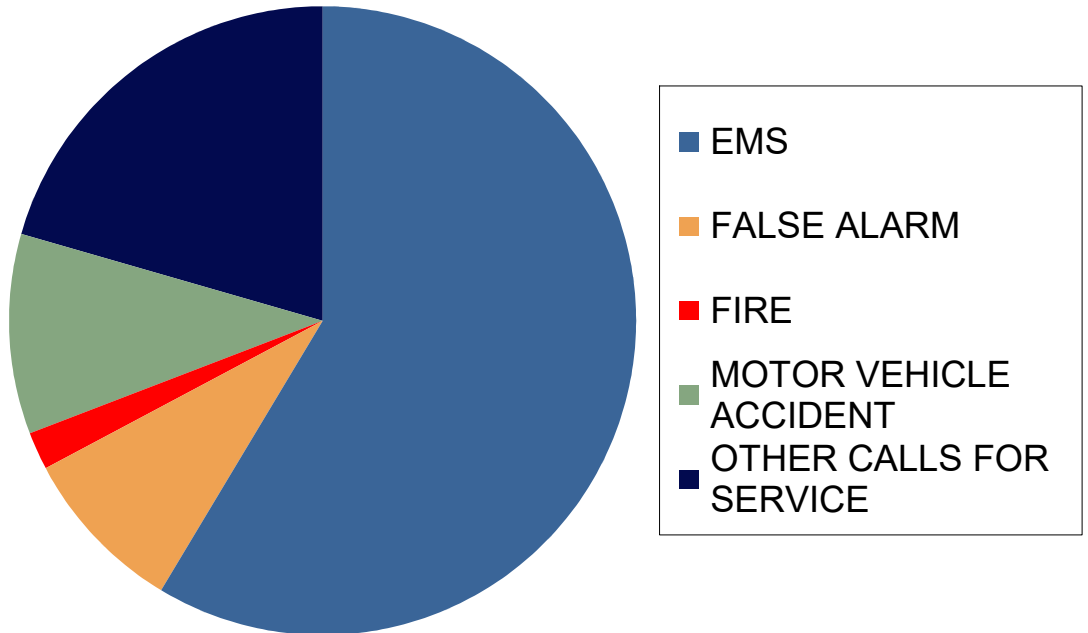


### *Number of Calls by Type*

	<i>June</i>		
	2025	2024	2023
<b>EMS</b>	1,110	1,083	1,085
<b>FALSE ALARM</b>	97	124	102
<b>FIRE</b>	26	19	20
<b>MOTOR VEHICLE ACCIDENT</b>	105	130	145
<b>OTHER CALLS FOR SERVICE</b>	254	252	298
<b>Total</b>	<b>1,592</b>	<b>1,608</b>	<b>1,650</b>

### *3-Year Summary of Calls for Service in the Month of June*

*2023, 2024 & 2025*





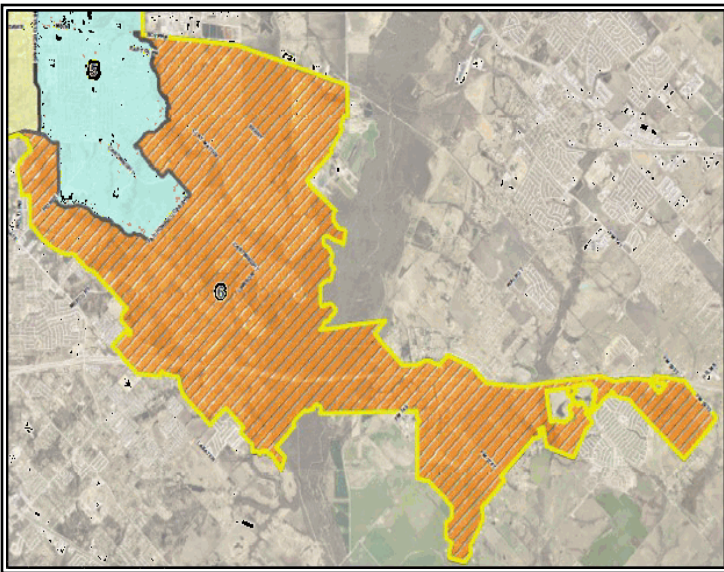
Mesquite Fire Department  
Calls for Service

COUNCIL DISTRICT 6

June  
2025

*Average District Priority Response Times*

**District 6 Area**



**Number of Calls by Type**

	June		
	2025	2024	2023
<b>EMS</b>	132	112	126
<b>FALSE ALARM</b>	15	9	11
<b>FIRE</b>	2	3	3
<b>MOTOR VEHICLE ACCIDENT</b>	4	7	11
<b>OTHER CALLS FOR SERVICE</b>	42	21	41
<b>Total</b>	<b>195</b>	<b>152</b>	<b>192</b>

*3-Year Summary of  
Calls for Service  
in the Month of June*

*2023, 2024 & 2025*

