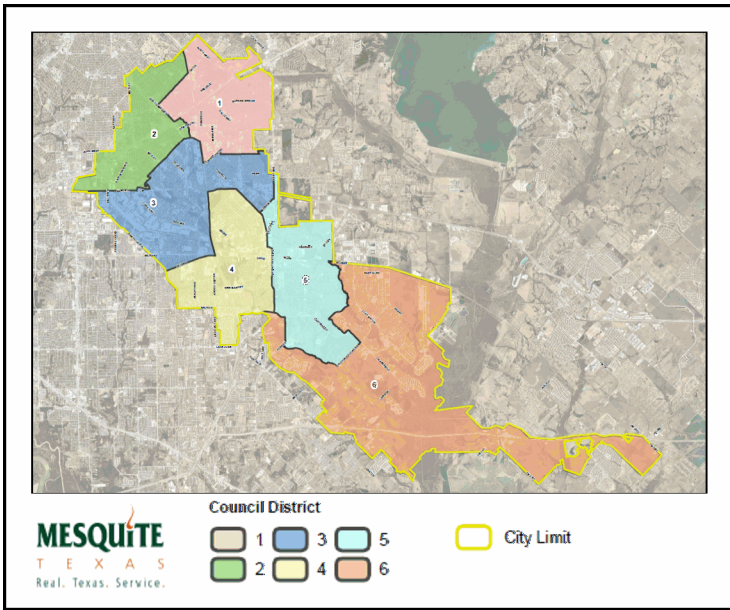




Mesquite Fire Department Calls for Service

June 2025	<i>Average Priority Response Times - Citywide</i>
--------------	--

Council Districts

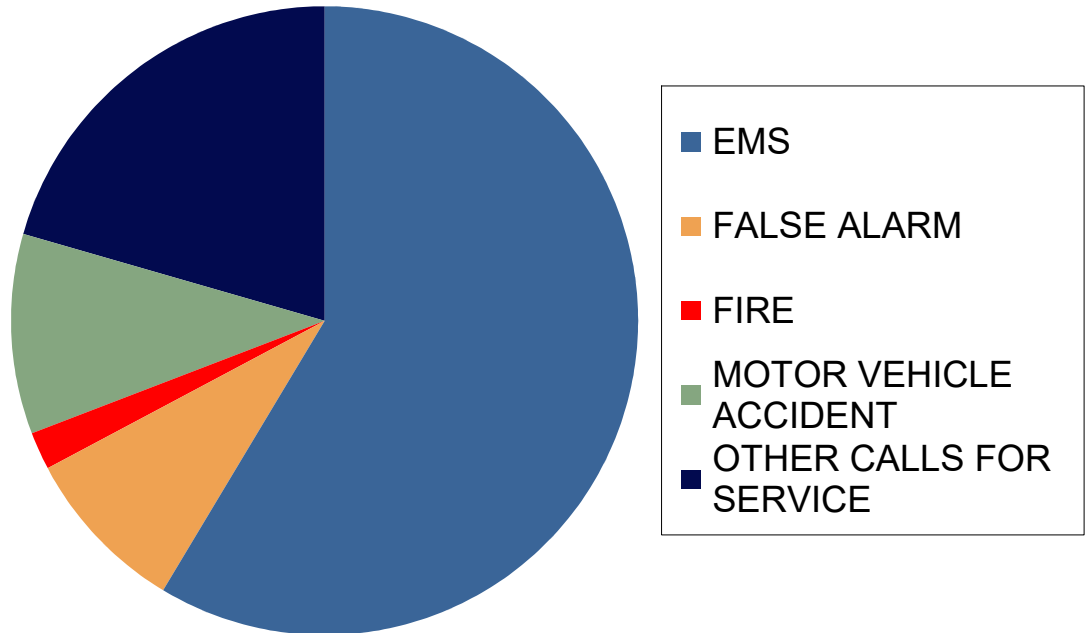


Number of Calls by Type

	<i>June</i>		
	2025	2024	2023
EMS	1,110	1,083	1,085
FALSE ALARM	97	124	102
FIRE	26	19	20
MOTOR VEHICLE ACCIDENT	105	130	145
OTHER CALLS FOR SERVICE	254	252	298
Total	1,592	1,608	1,650

3-Year Summary of Calls for Service in the Month of June

2023, 2024 & 2025





Mesquite Fire Department
Calls for Service

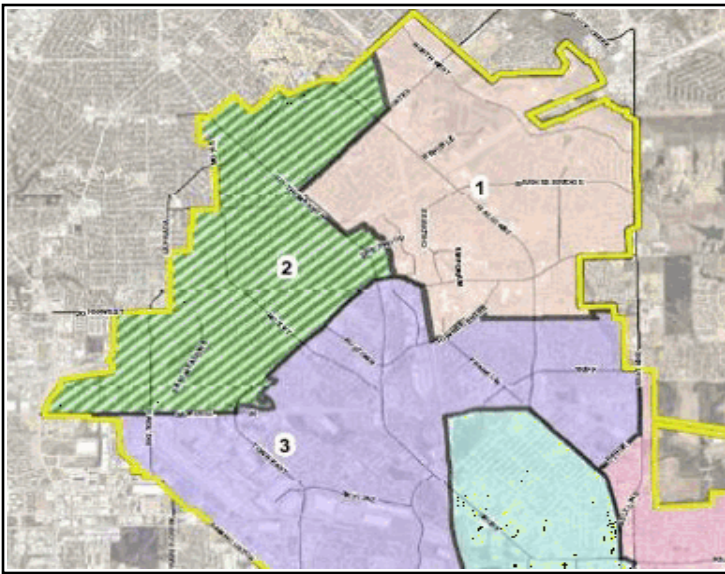
COUNCIL DISTRICT 2

June
2025

Average District Priority Response Times

Number of Calls by Type

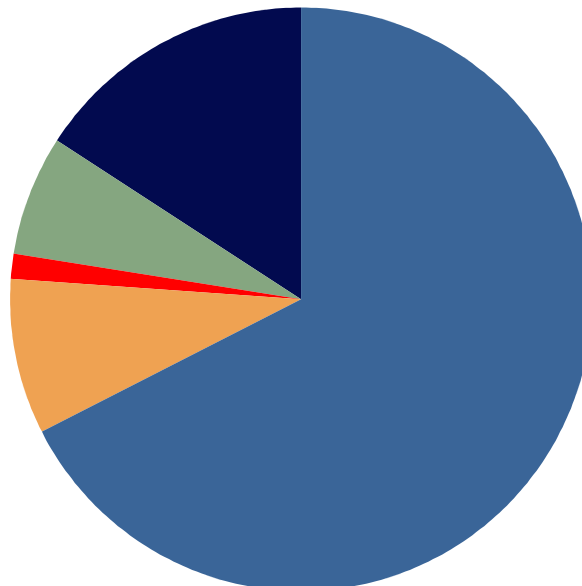
District 2 Area



	<i>June</i>		
	2025	2024	2023
EMS	182	173	174
FALSE ALARM	11	33	19
FIRE	3	2	6
MOTOR VEHICLE ACCIDENT	10	21	17
OTHER CALLS FOR SERVICE	29	47	40
Total	235	276	256

*3-Year Summary of
Calls for Service
in the Month of June*

2023, 2024 & 2025



■ EMS
■ FALSE ALARM
■ FIRE
■ MOTOR VEHICLE ACCIDENT
■ OTHER CALLS FOR SERVICE