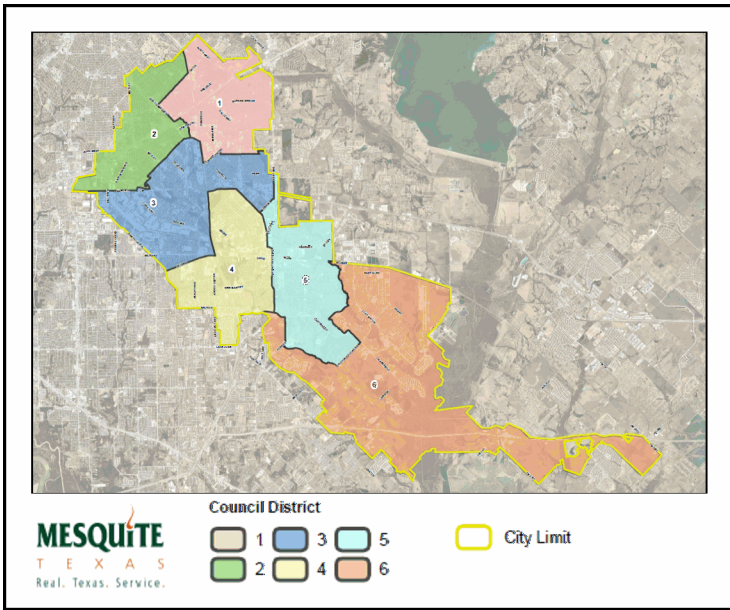




Mesquite Fire Department Calls for Service

June 2025	<i>Average Priority Response Times - Citywide</i>
--------------	--

Council Districts

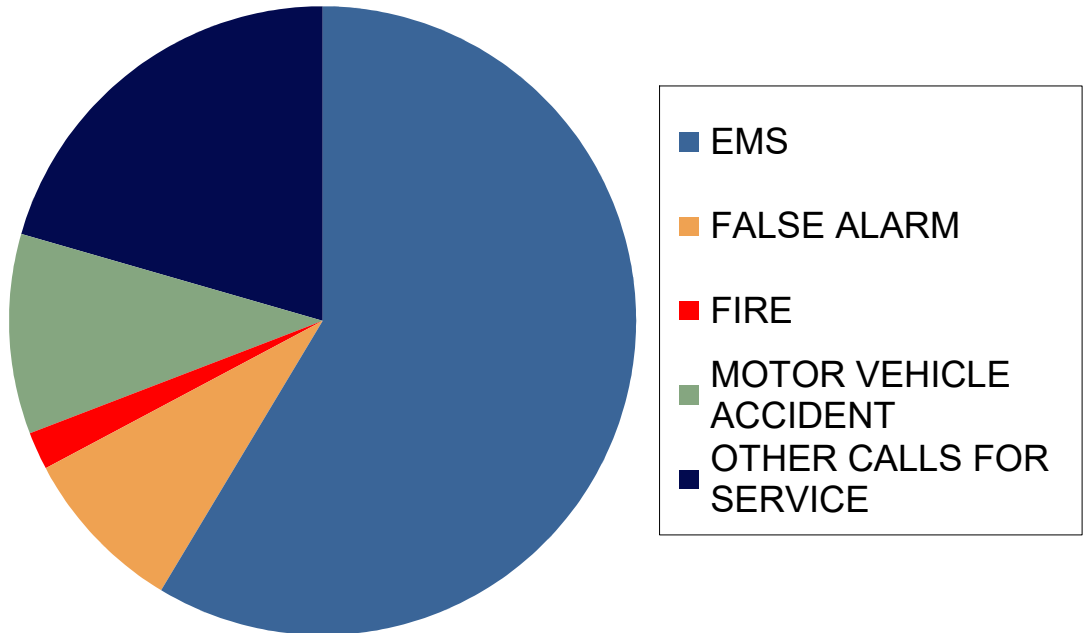


Number of Calls by Type

	<i>June</i>		
	2025	2024	2023
EMS	1,110	1,083	1,085
FALSE ALARM	97	124	102
FIRE	26	19	20
MOTOR VEHICLE ACCIDENT	105	130	145
OTHER CALLS FOR SERVICE	254	252	298
Total	1,592	1,608	1,650

3-Year Summary of Calls for Service in the Month of June

2023, 2024 & 2025





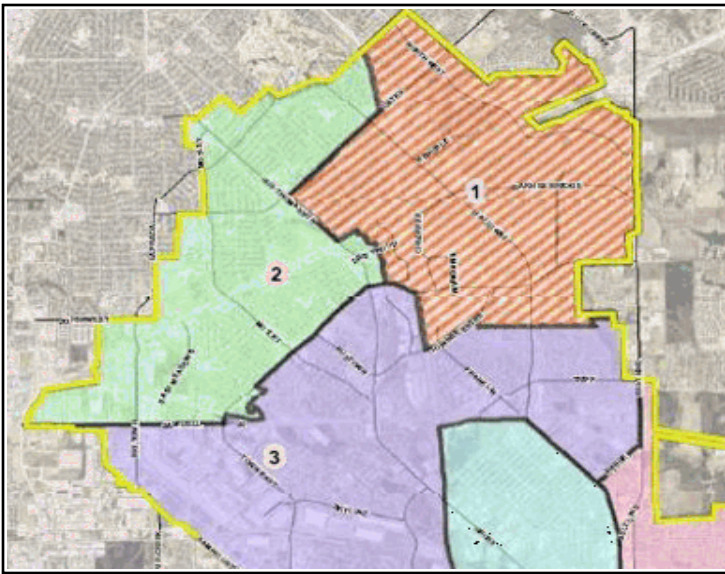
Mesquite Fire Department
Calls for Service

COUNCIL DISTRICT 1

June
2025

Average District Priority Response Times

District 1 Area



Number of Calls by Type

	June		
	2025	2024	2023
EMS	257	236	227
FALSE ALARM	29	30	30
FIRE	8	2	2
MOTOR VEHICLE ACCIDENT	28	34	44
OTHER CALLS FOR SERVICE	64	61	81
Total	386	363	384

*3-Year Summary of
Calls for Service
in the Month of June*

2023, 2024 & 2025

