



# Mesquite Fire Department Calls for Service

May 2025	<i>Average Priority Response Times - <b>Citywide</b></i>
-------------	--

### Council Districts

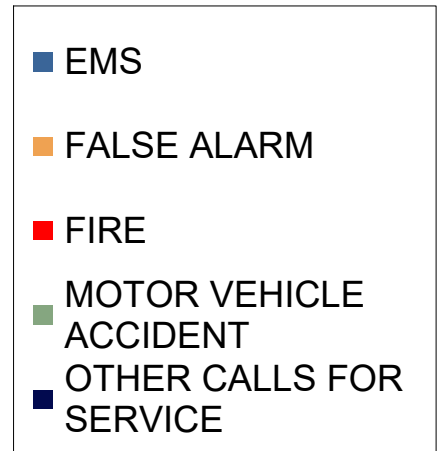
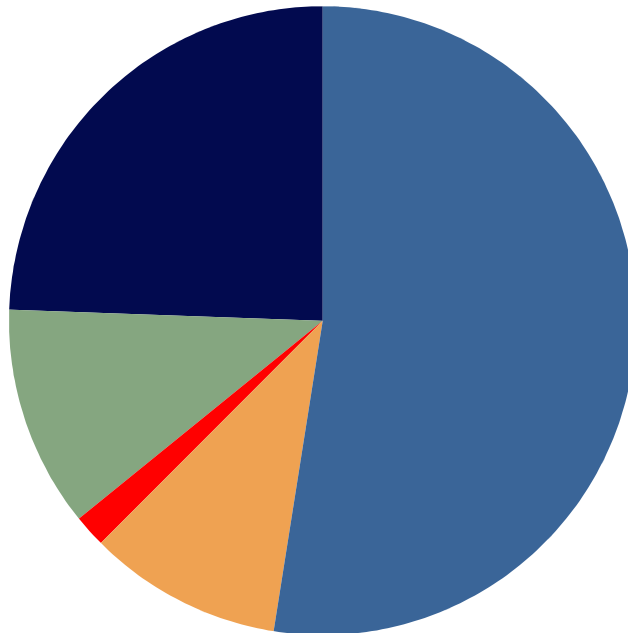


### *Number of Calls by Type*

	<i>May</i>		
	2025	2024	2023
<b>EMS</b>	1,127	1,161	1,162
<b>FALSE ALARM</b>	124	170	109
<b>FIRE</b>	19	29	22
<b>MOTOR VEHICLE ACCIDENT</b>	156	145	165
<b>OTHER CALLS FOR SERVICE</b>	260	545	253
<b>Total</b>	<b>1,686</b>	<b>2,050</b>	<b>1,711</b>

### *3-Year Summary of Calls for Service in the Month of May*

*2023, 2024 & 2025*





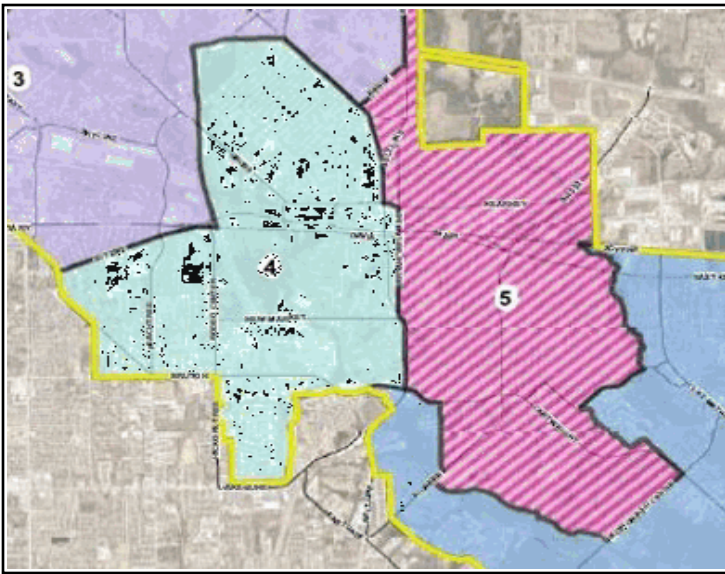
Mesquite Fire Department  
Calls for Service

**COUNCIL DISTRICT 5**

May  
2025

*Average District Priority Response Times*

**District 5 Area**

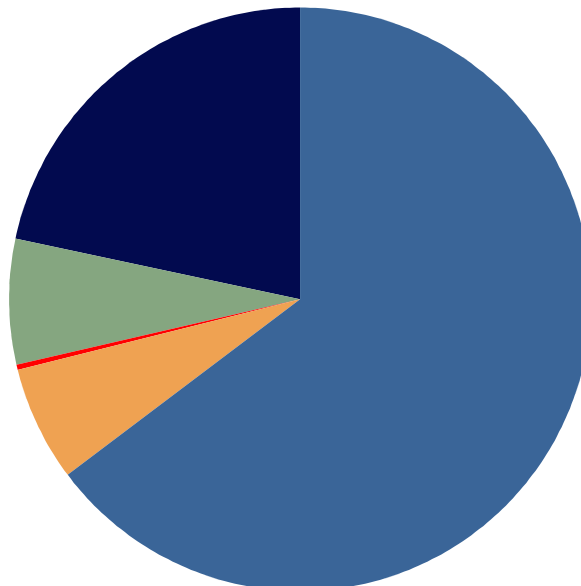


**Number of Calls by Type**

	May		
	2025	2024	2023
<b>EMS</b>	161	134	190
<b>FALSE ALARM</b>	9	20	16
<b>FIRE</b>	2	0	1
<b>MOTOR VEHICLE ACCIDENT</b>	15	19	14
<b>OTHER CALLS FOR SERVICE</b>	27	92	34
<b>Total</b>	214	265	255

*3-Year Summary of  
Calls for Service  
in the Month of May*

*2023, 2024 & 2025*



■ EMS
■ FALSE ALARM
■ FIRE
■ MOTOR VEHICLE ACCIDENT
■ OTHER CALLS FOR SERVICE