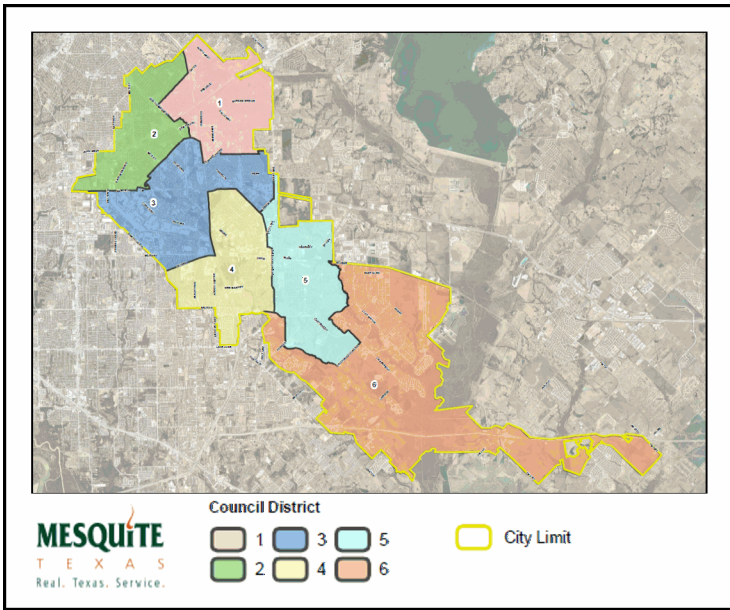




# Mesquite Fire Department Calls for Service

May 2025	<i>Average Priority Response Times - <b>Citywide</b></i>
-------------	--

### Council Districts

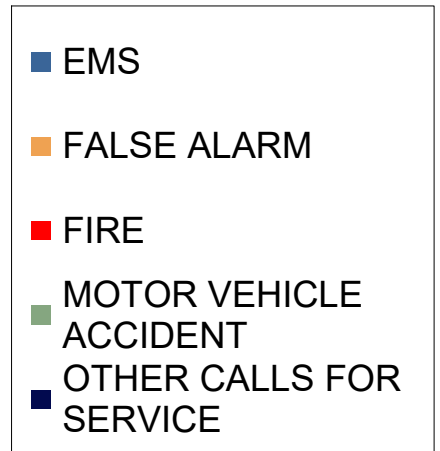
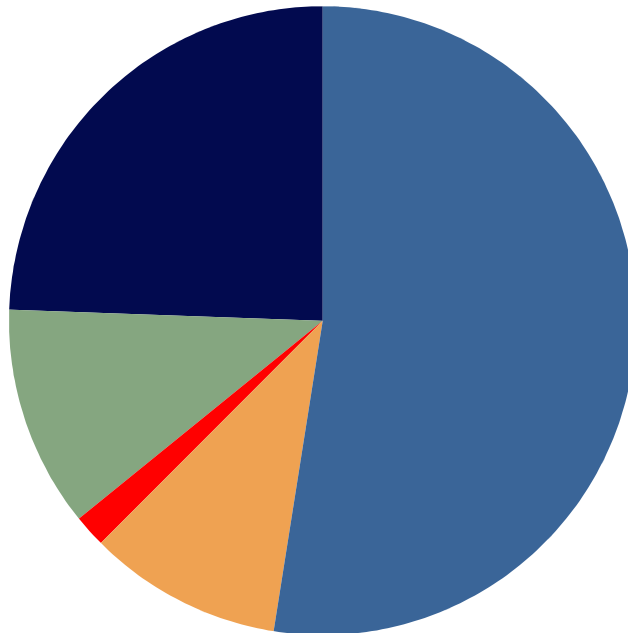


### *Number of Calls by Type*

	<i>May</i>		
	2025	2024	2023
<b>EMS</b>	1,127	1,161	1,162
<b>FALSE ALARM</b>	124	170	109
<b>FIRE</b>	19	29	22
<b>MOTOR VEHICLE ACCIDENT</b>	156	145	165
<b>OTHER CALLS FOR SERVICE</b>	260	545	253
<b>Total</b>	<b>1,686</b>	<b>2,050</b>	<b>1,711</b>

### *3-Year Summary of Calls for Service in the Month of May*

*2023, 2024 & 2025*





Mesquite Fire Department  
Calls for Service

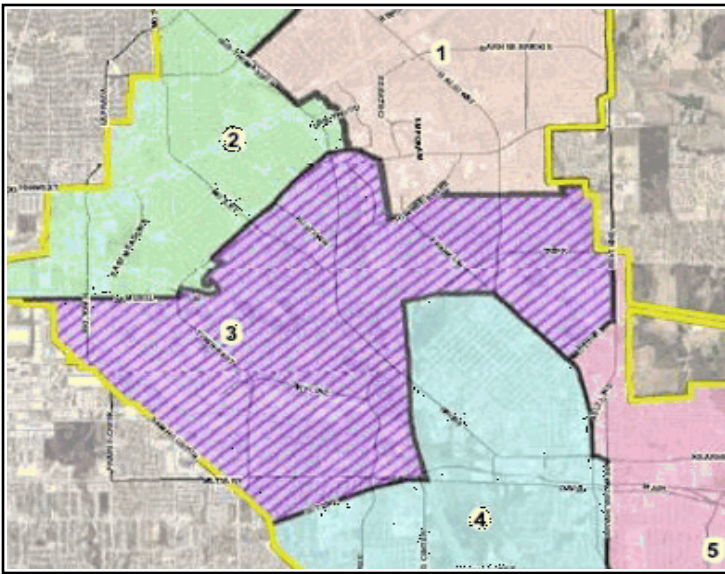
COUNCIL DISTRICT 3

May  
2025

*Average District Priority Response Times*

*Number of Calls by Type*

**District 3 Area**



	May		
	2025	2024	2023
<b>EMS</b>	210	233	228
<b>FALSE ALARM</b>	29	31	17
<b>FIRE</b>	4	5	5
<b>MOTOR VEHICLE ACCIDENT</b>	37	20	38
<b>OTHER CALLS FOR SERVICE</b>	44	92	43
<b>Total</b>	<b>324</b>	<b>381</b>	<b>331</b>

*3-Year Summary of  
Calls for Service  
in the Month of May*

*2023, 2024 & 2025*

