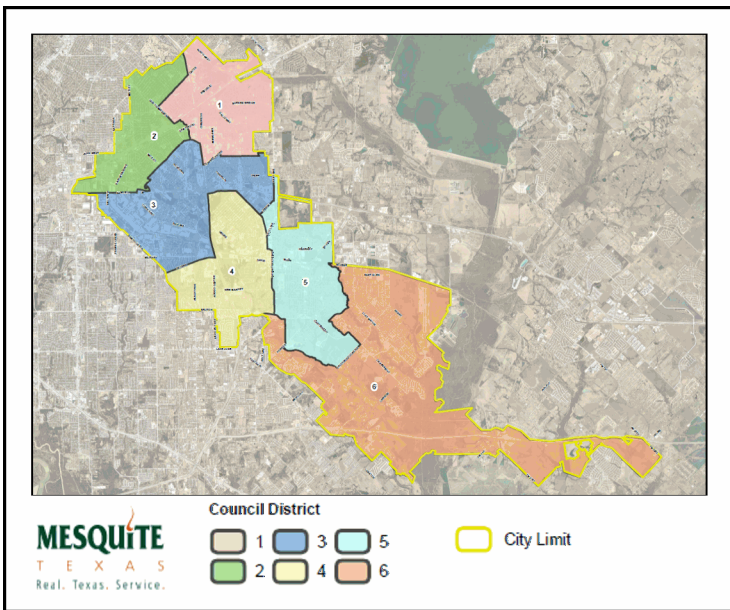




Mesquite Fire Department Calls for Service

May 2025	<i>Average Priority Response Times - Citywide</i>
-------------	--

Council Districts

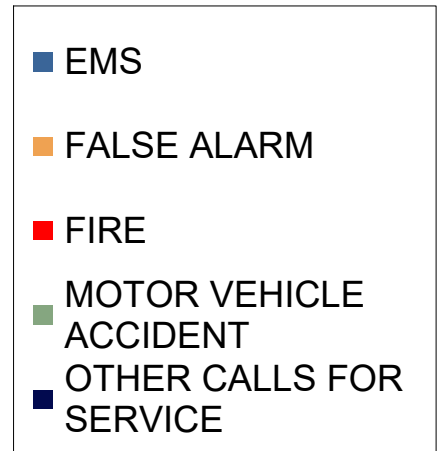
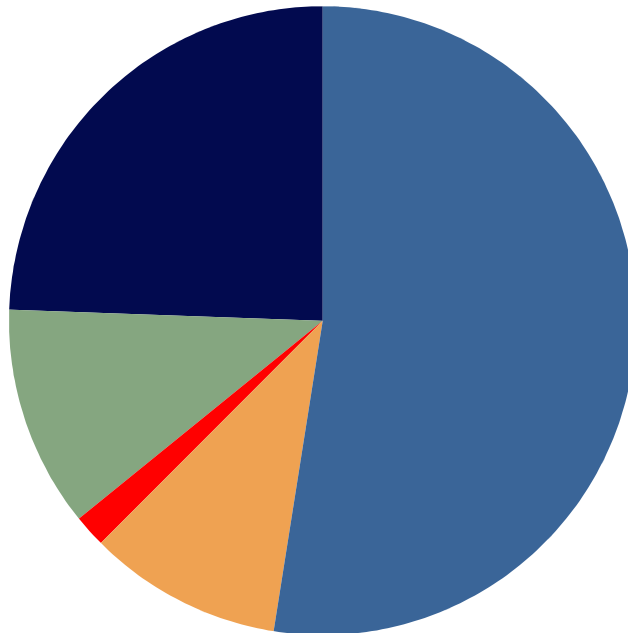


Number of Calls by Type

	<i>May</i>		
	2025	2024	2023
EMS	1,127	1,161	1,162
FALSE ALARM	124	170	109
FIRE	19	29	22
MOTOR VEHICLE ACCIDENT	156	145	165
OTHER CALLS FOR SERVICE	260	545	253
Total	1,686	2,050	1,711

3-Year Summary of Calls for Service in the Month of May

2023, 2024 & 2025





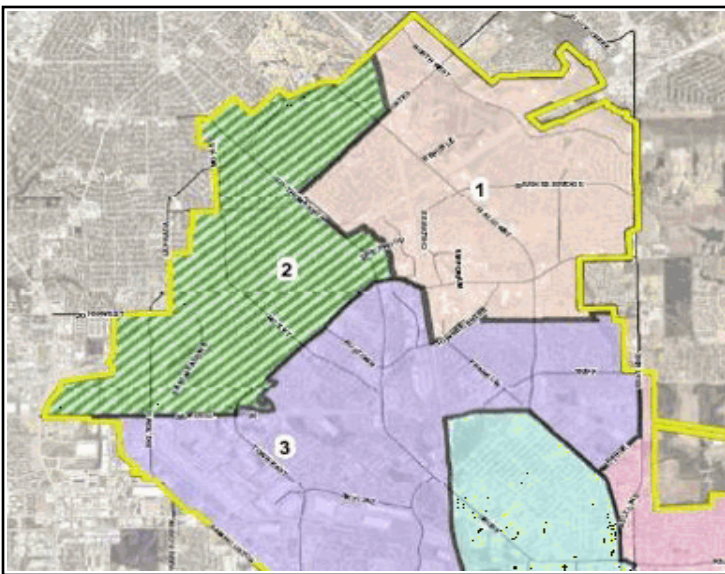
Mesquite Fire Department
Calls for Service

COUNCIL DISTRICT 2

May
2025

Average District Priority Response Times

District 2 Area



Number of Calls by Type

	<i>May</i>		
	2025	2024	2023
EMS	178	185	201
FALSE ALARM	26	28	24
FIRE	3	14	4
MOTOR VEHICLE ACCIDENT	21	22	22
OTHER CALLS FOR SERVICE	32	128	40
Total	260	377	291

*3-Year Summary of
Calls for Service
in the Month of May*

2023, 2024 & 2025

