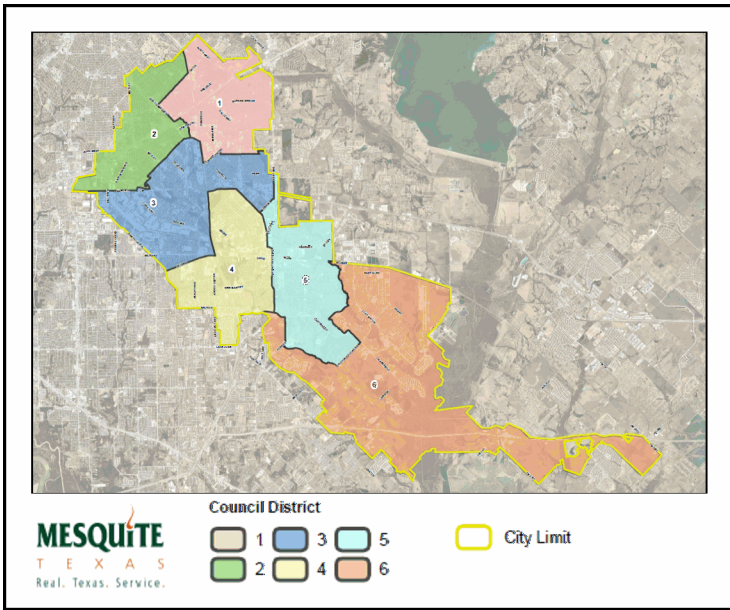




Mesquite Fire Department Calls for Service

April 2025	<i>Average Priority Response Times - Citywide</i>
---------------	--

Council Districts

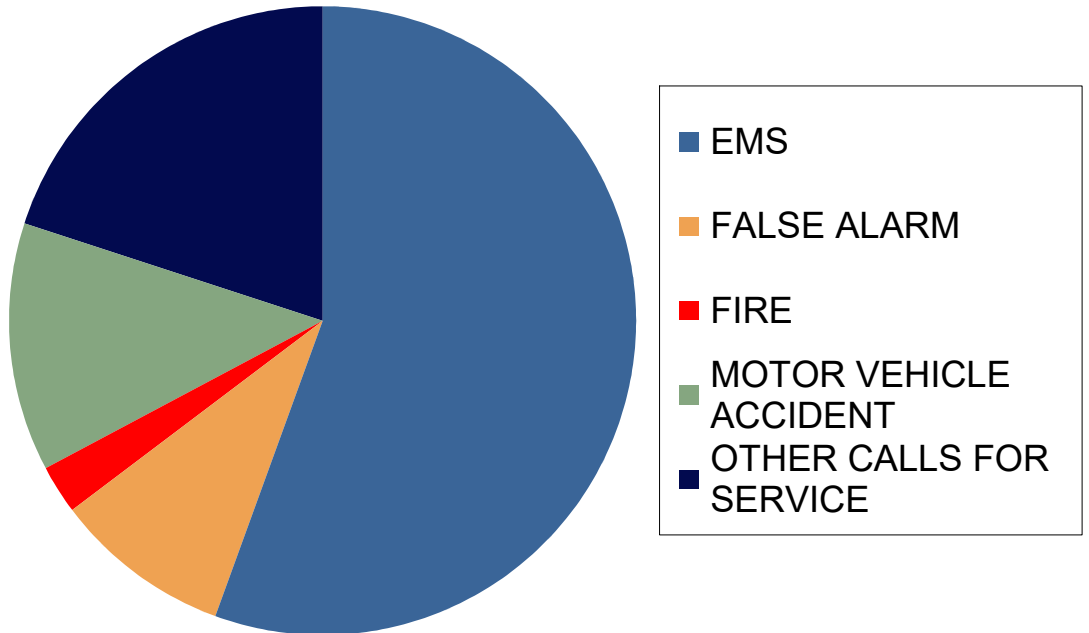


Number of Calls by Type

	<i>April</i>		
	2025	2024	2023
EMS	1,098	1,044	1,069
FALSE ALARM	94	126	101
FIRE	25	14	36
MOTOR VEHICLE ACCIDENT	135	160	163
OTHER CALLS FOR SERVICE	246	275	238
Total	1,598	1,619	1,607

3-Year Summary of Calls for Service in the Month of April

2023, 2024 & 2025





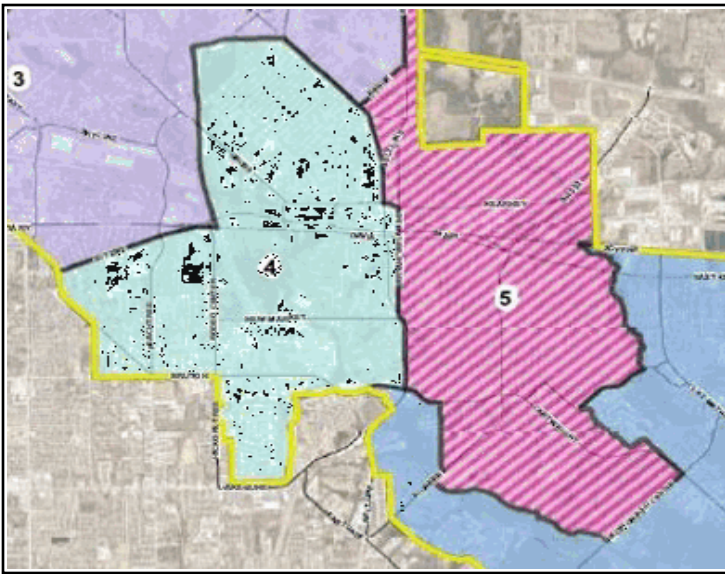
Mesquite Fire Department
Calls for Service

COUNCIL DISTRICT 5

April
2025

Average District Priority Response Times

District 5 Area



Number of Calls by Type

	<i>April</i>		
	2025	2024	2023
EMS	142	132	140
FALSE ALARM	9	12	11
FIRE	1	1	3
MOTOR VEHICLE ACCIDENT	14	12	13
OTHER CALLS FOR SERVICE	40	35	18
Total	206	192	185

*3-Year Summary of
Calls for Service
in the Month of April*

2023, 2024 & 2025

