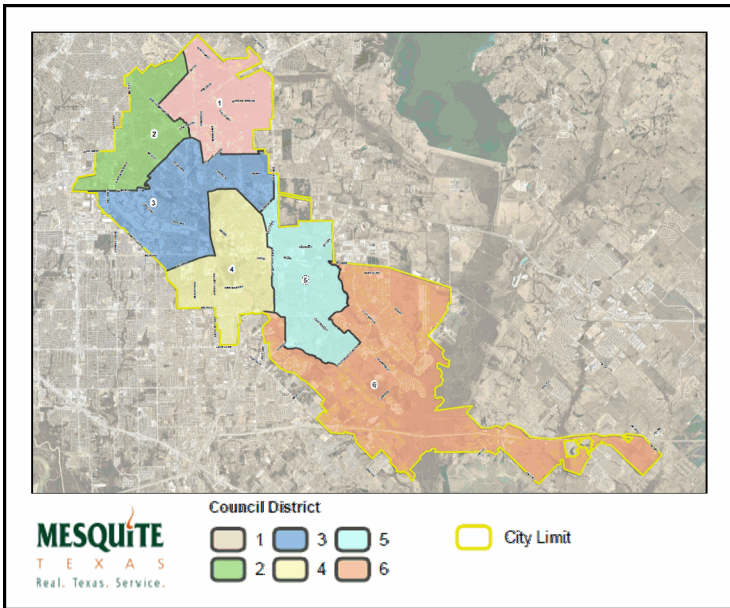




# Mesquite Fire Department Calls for Service

April 2025	<i>Average Priority Response Times - <b>Citywide</b></i>
---------------	--

### Council Districts

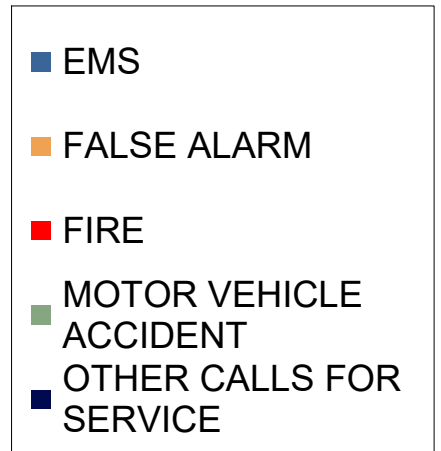
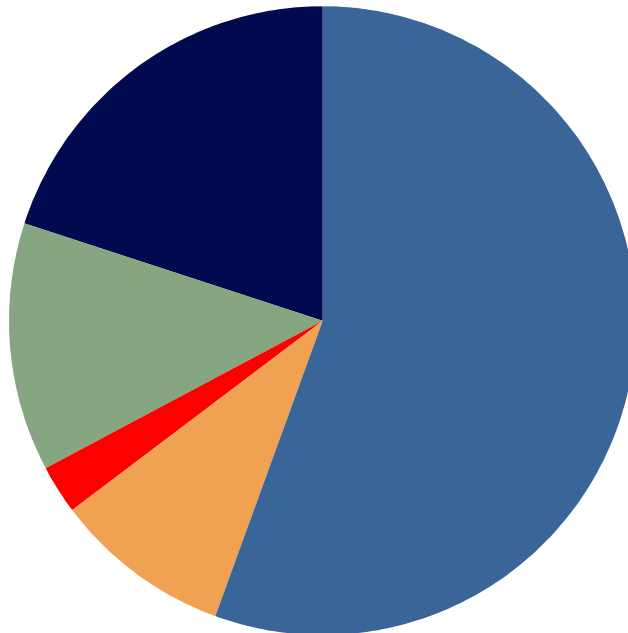


### *Number of Calls by Type*

	<i>April</i>		
	2025	2024	2023
<b>EMS</b>	1,098	1,044	1,069
<b>FALSE ALARM</b>	94	126	101
<b>FIRE</b>	25	14	36
<b>MOTOR VEHICLE ACCIDENT</b>	135	160	163
<b>OTHER CALLS FOR SERVICE</b>	246	275	238
<b>Total</b>	<b>1,598</b>	<b>1,619</b>	<b>1,607</b>

### *3-Year Summary of Calls for Service in the Month of April*

*2023, 2024 & 2025*





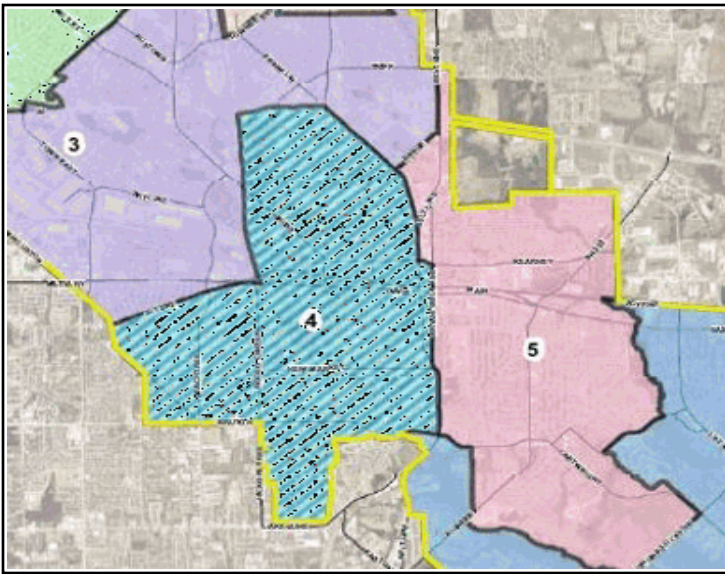
Mesquite Fire Department  
Calls for Service

**COUNCIL DISTRICT 4**

April  
2025

*Average District Priority Response Times*

**District 4 Area**



**Number of Calls by Type**

	<i>April</i>		
	2025	2024	2023
<b>EMS</b>	201	173	181
<b>FALSE ALARM</b>	14	19	11
<b>FIRE</b>	5	8	9
<b>MOTOR VEHICLE ACCIDENT</b>	23	38	24
<b>OTHER CALLS FOR SERVICE</b>	52	57	26
<b>Total</b>	295	295	251

*3-Year Summary of  
Calls for Service  
in the Month of April*

*2023, 2024 & 2025*

