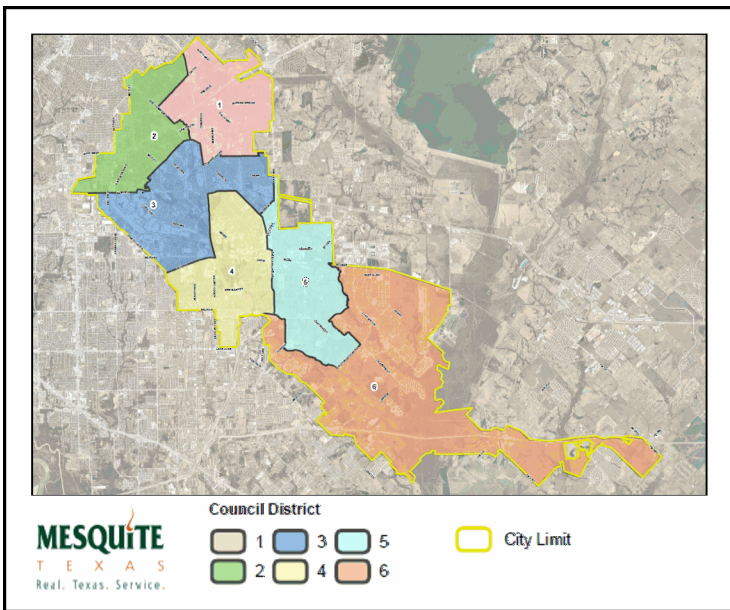




Mesquite Fire Department Calls for Service

April 2025	<i>Average Priority Response Times - Citywide</i>
---------------	--

Council Districts

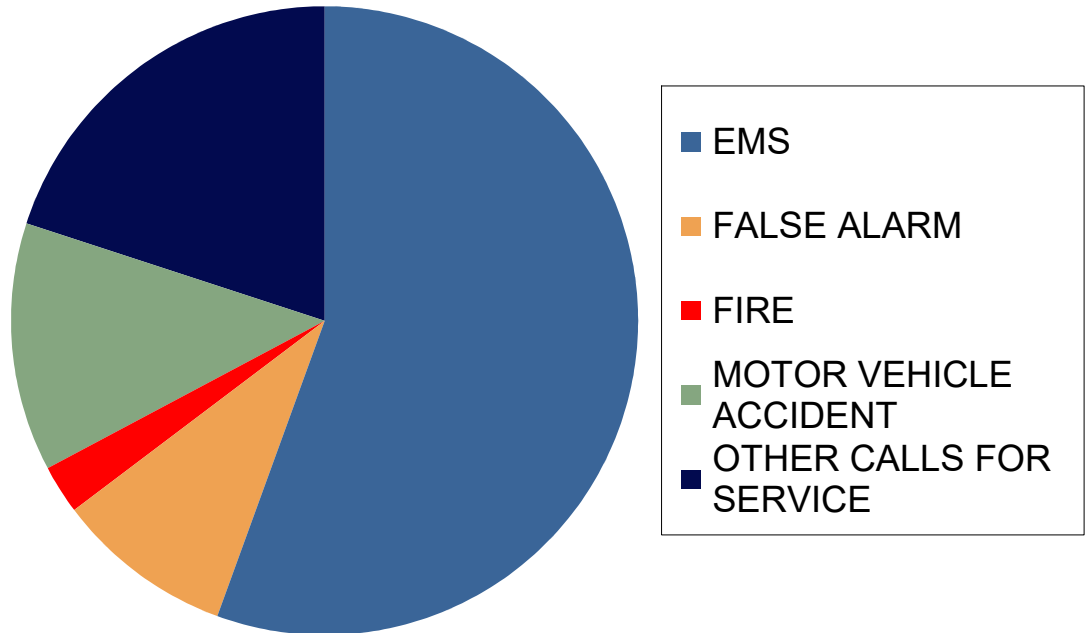


Number of Calls by Type

	<i>April</i>		
	2025	2024	2023
EMS	1,098	1,044	1,069
FALSE ALARM	94	126	101
FIRE	25	14	36
MOTOR VEHICLE ACCIDENT	135	160	163
OTHER CALLS FOR SERVICE	246	275	238
Total	1,598	1,619	1,607

3-Year Summary of Calls for Service in the Month of April

2023, 2024 & 2025





Mesquite Fire Department
Calls for Service

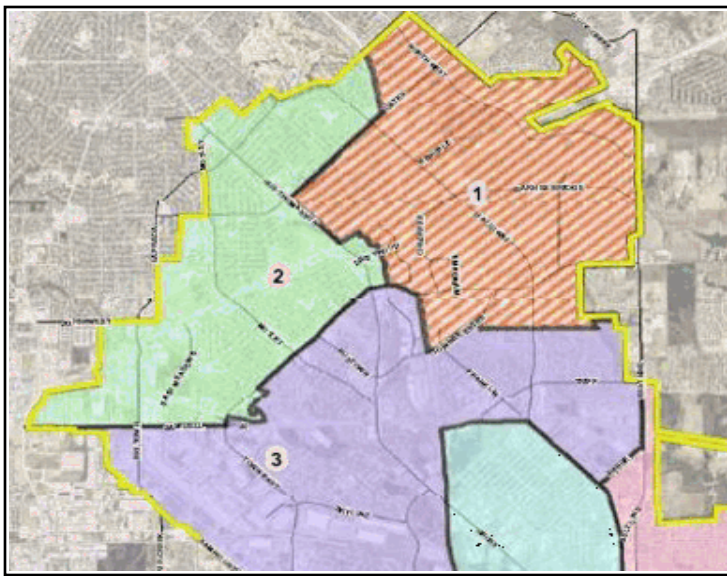
COUNCIL DISTRICT 1

April
2025

Average District Priority Response Times

Number of Calls by Type

District 1 Area



	<i>April</i>		
	2025	2024	2023
EMS	239	229	242
FALSE ALARM	29	36	30
FIRE	4	1	3
MOTOR VEHICLE ACCIDENT	36	43	63
OTHER CALLS FOR SERVICE	45	62	72
Total	353	371	410

*3-Year Summary of
Calls for Service
in the Month of April*

2023, 2024 & 2025

