



# Mesquite Fire Department Calls for Service

March 2025	<i>Average Priority Response Times - <b>Citywide</b></i>
---------------	--

### Council Districts

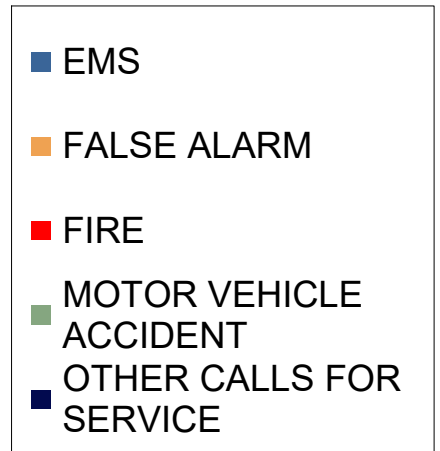
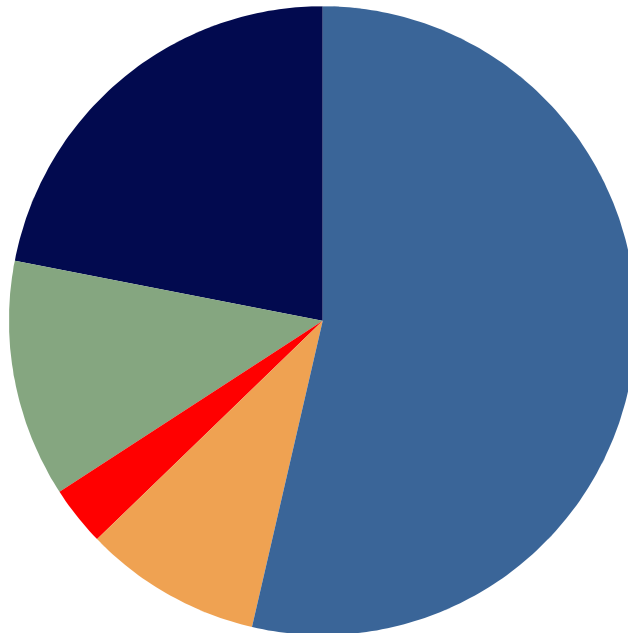


### *Number of Calls by Type*

	<i>March</i>		
	2025	2024	2023
<b>EMS</b>	1,067	1,064	1,127
<b>FALSE ALARM</b>	115	107	97
<b>FIRE</b>	52	27	28
<b>MOTOR VEHICLE ACCIDENT</b>	145	149	157
<b>OTHER CALLS FOR SERVICE</b>	304	282	271
<b>Total</b>	<b>1,683</b>	<b>1,629</b>	<b>1,680</b>

### *3-Year Summary of Calls for Service in the Month of March*

*2023, 2024 & 2025*





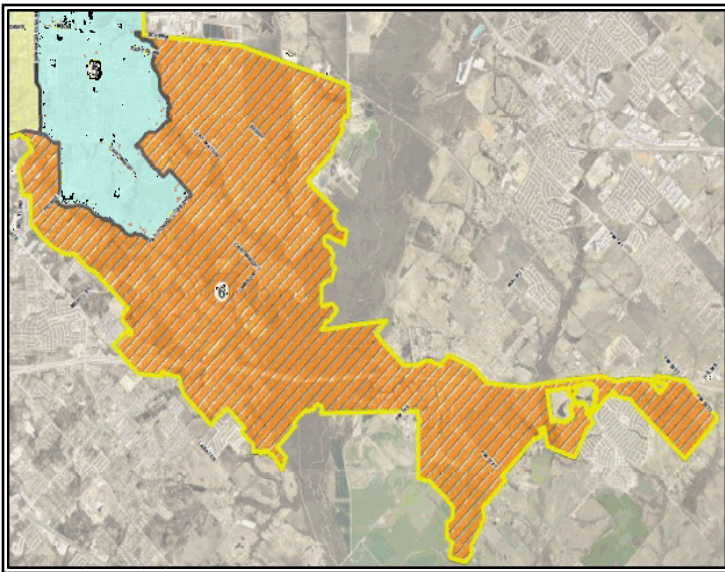
Mesquite Fire Department  
Calls for Service

COUNCIL DISTRICT 6

March  
2025

*Average District Priority Response Times*

**District 6 Area**



**Number of Calls by Type**

	<i>March</i>		
	2025	2024	2023
<b>EMS</b>	114	119	115
<b>FALSE ALARM</b>	10	8	10
<b>FIRE</b>	5	4	5
<b>MOTOR VEHICLE ACCIDENT</b>	17	6	10
<b>OTHER CALLS FOR SERVICE</b>	56	38	39
<b>Total</b>	<b>202</b>	<b>175</b>	<b>179</b>

*3-Year Summary of  
Calls for Service  
in the Month of March*

*2023, 2024 & 2025*

