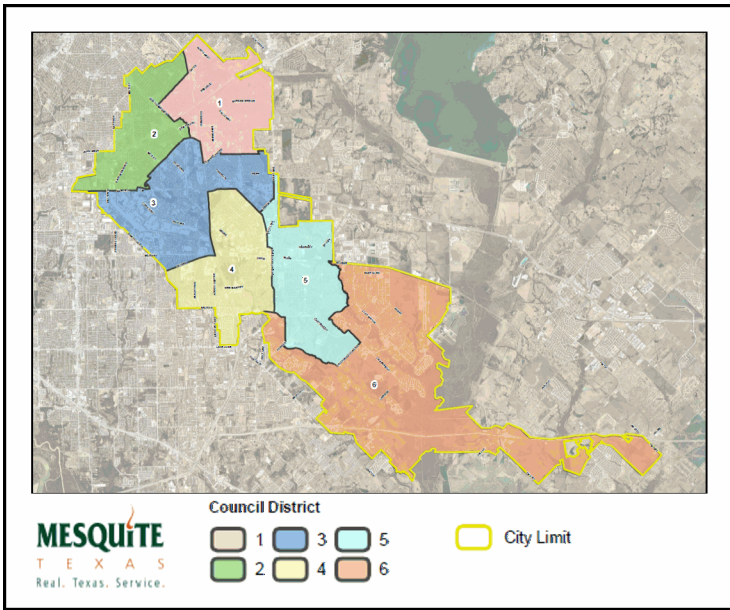




Mesquite Fire Department Calls for Service

March 2025	<i>Average Priority Response Times - Citywide</i>
---------------	--

Council Districts

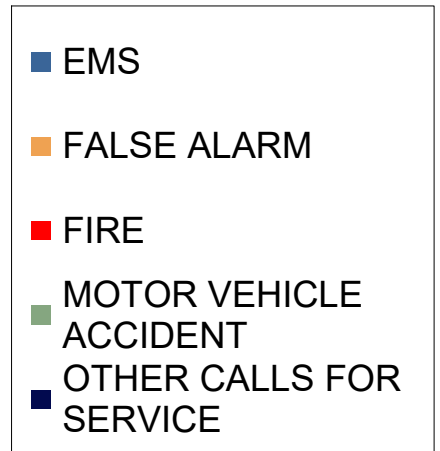
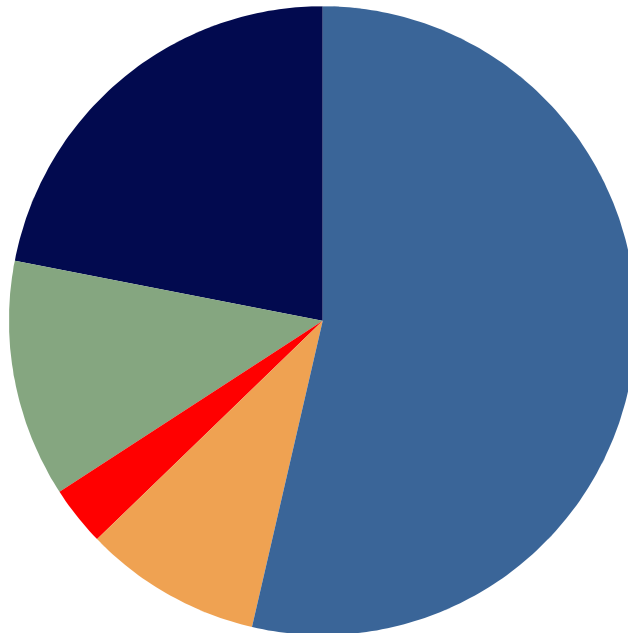


Number of Calls by Type

	<i>March</i>		
	2025	2024	2023
EMS	1,067	1,064	1,127
FALSE ALARM	115	107	97
FIRE	52	27	28
MOTOR VEHICLE ACCIDENT	145	149	157
OTHER CALLS FOR SERVICE	304	282	271
Total	1,683	1,629	1,680

3-Year Summary of Calls for Service in the Month of March

2023, 2024 & 2025





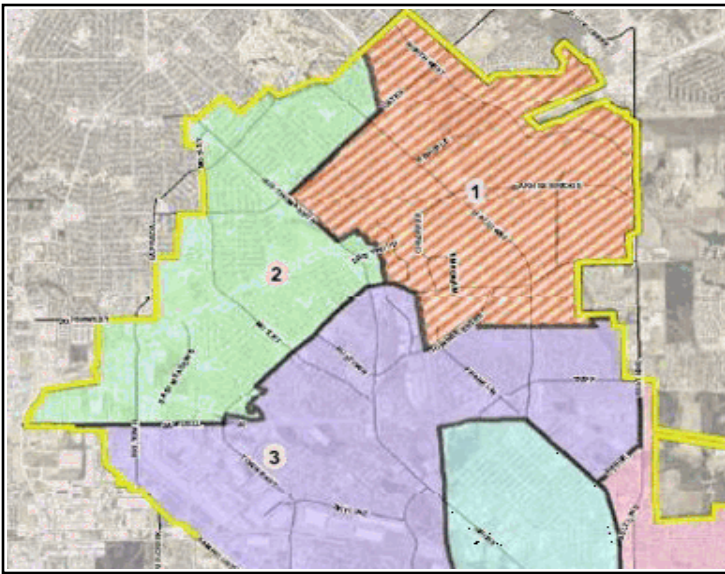
Mesquite Fire Department
Calls for Service

COUNCIL DISTRICT 1

March
2025

Average District Priority Response Times

District 1 Area



Number of Calls by Type

	<i>March</i>		
	2025	2024	2023
EMS	225	249	257
FALSE ALARM	37	24	23
FIRE	15	4	5
MOTOR VEHICLE ACCIDENT	31	55	51
OTHER CALLS FOR SERVICE	63	70	68
Total	371	402	404

*3-Year Summary of
Calls for Service
in the Month of March*

2023, 2024 & 2025

