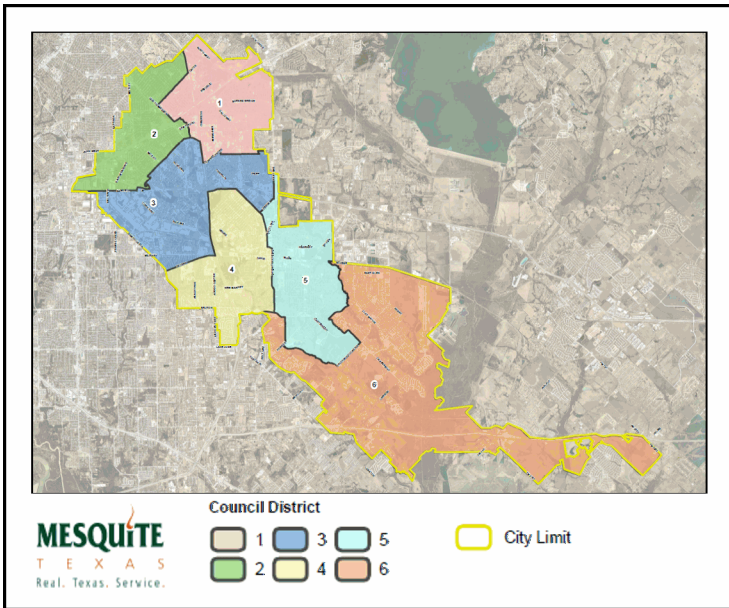




# Mesquite Fire Department Calls for Service

February 2025	<i>Average Priority Response Times - <b>Citywide</b></i>
------------------	--

### Council Districts

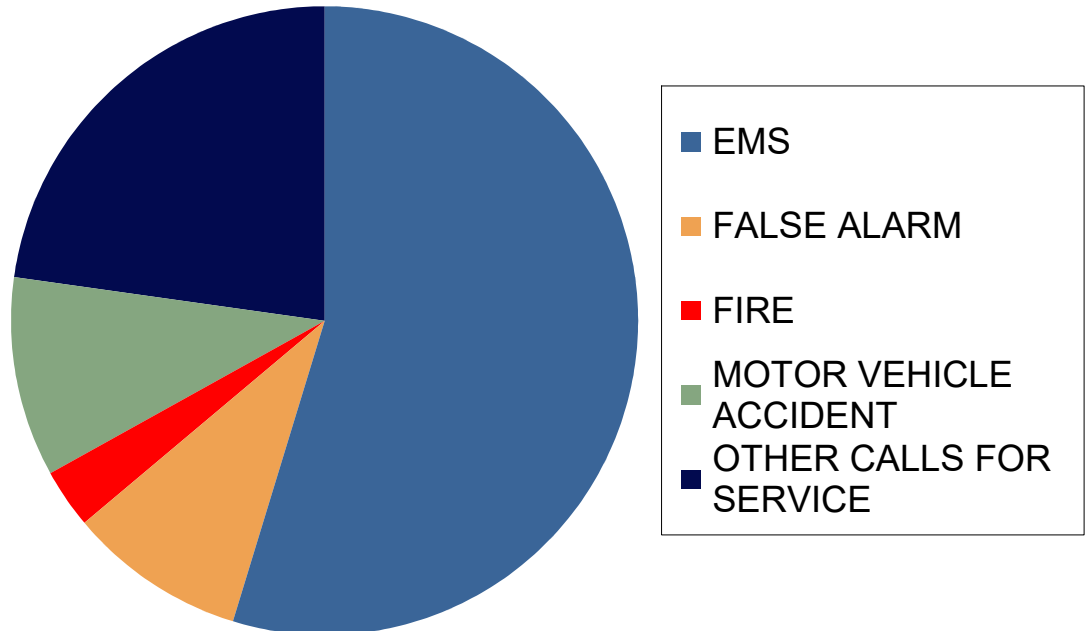


### *Number of Calls by Type*

	<i>February</i>		
	2025	2024	2023
<b>EMS</b>	983	1,091	1,022
<b>FALSE ALARM</b>	101	100	100
<b>FIRE</b>	39	32	28
<b>MOTOR VEHICLE ACCIDENT</b>	93	136	128
<b>OTHER CALLS FOR SERVICE</b>	266	308	275
<b>Total</b>	<b>1,482</b>	<b>1,667</b>	<b>1,553</b>

### *3-Year Summary of Calls for Service in the Month of February*

*2023, 2024 & 2025*





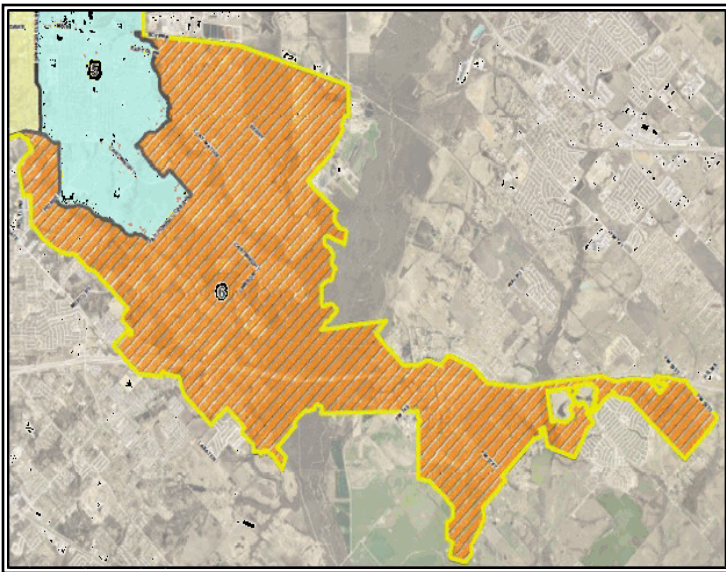
Mesquite Fire Department  
Calls for Service

**COUNCIL DISTRICT 6**

February  
2025

*Average District Priority Response Times*

**District 6 Area**



**Number of Calls by Type**

	February		
	2025	2024	2023
<b>EMS</b>	106	115	124
<b>FALSE ALARM</b>	11	9	8
<b>FIRE</b>	9	2	4
<b>MOTOR VEHICLE ACCIDENT</b>	7	11	7
<b>OTHER CALLS FOR SERVICE</b>	41	38	38
<b>Total</b>	174	175	181

*3-Year Summary of  
Calls for Service  
in the Month of  
February  
2023, 2024 & 2025*

