



# Mesquite Fire Department Calls for Service

February 2025	<i>Average Priority Response Times - <b>Citywide</b></i>
------------------	--

### Council Districts

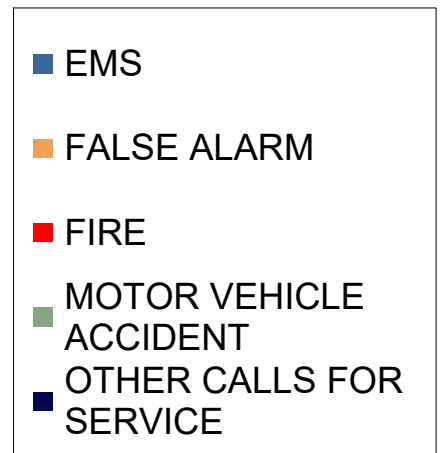
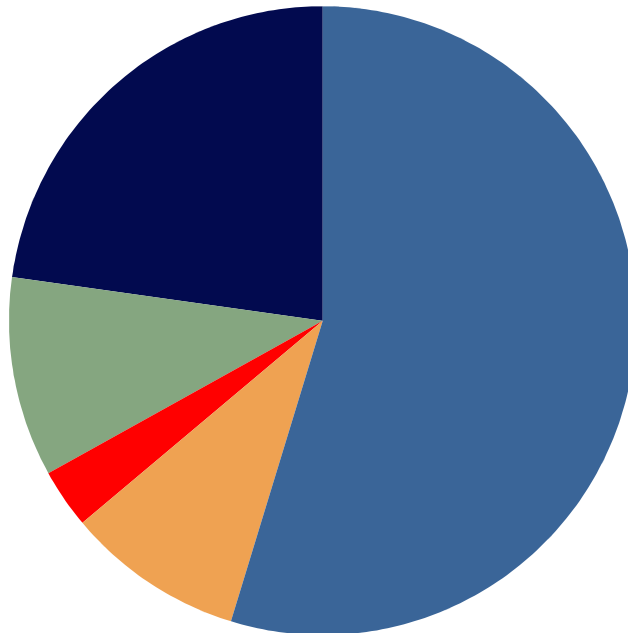


### *Number of Calls by Type*

	February		
	2025	2024	2023
<b>EMS</b>	<b>983</b>	<b>1,091</b>	<b>1,022</b>
<b>FALSE ALARM</b>	<b>101</b>	<b>100</b>	<b>100</b>
<b>FIRE</b>	<b>39</b>	<b>32</b>	<b>28</b>
<b>MOTOR VEHICLE ACCIDENT</b>	<b>93</b>	<b>136</b>	<b>128</b>
<b>OTHER CALLS FOR SERVICE</b>	<b>266</b>	<b>308</b>	<b>275</b>
<b>Total</b>	<b>1,482</b>	<b>1,667</b>	<b>1,553</b>

### *3-Year Summary of Calls for Service in the Month of February*

*2023, 2024 & 2025*





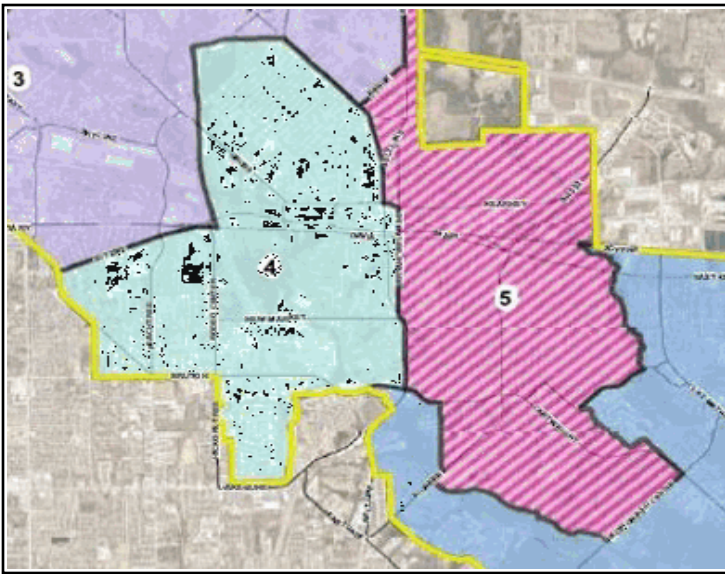
Mesquite Fire Department  
Calls for Service

COUNCIL DISTRICT 5

February  
2025

*Average District Priority Response Times*

**District 5 Area**



**Number of Calls by Type**

	February		
	2025	2024	2023
EMS	140	144	145
FALSE ALARM	11	14	8
FIRE	3	3	2
MOTOR VEHICLE ACCIDENT	7	13	13
OTHER CALLS FOR SERVICE	30	39	36
<b>Total</b>	<b>191</b>	<b>213</b>	<b>204</b>

*3-Year Summary of  
Calls for Service  
in the Month of  
February  
2023, 2024 & 2025*

