



Mesquite Fire Department Calls for Service

February 2025	<i>Average Priority Response Times - Citywide</i>
------------------	--

Council Districts

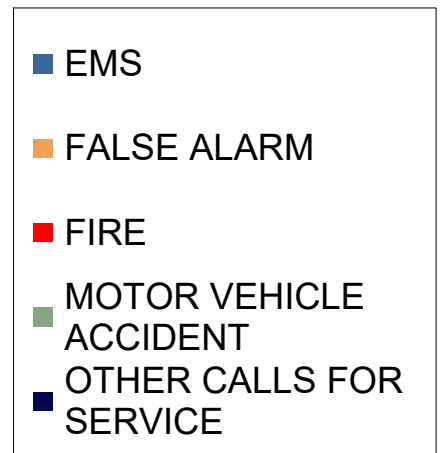
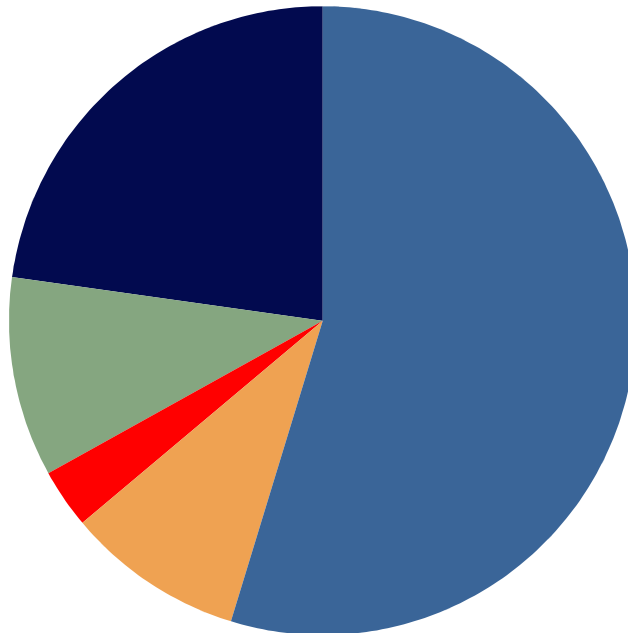


Number of Calls by Type

	<i>February</i>		
	2025	2024	2023
EMS	983	1,091	1,022
FALSE ALARM	101	100	100
FIRE	39	32	28
MOTOR VEHICLE ACCIDENT	93	136	128
OTHER CALLS FOR SERVICE	266	308	275
Total	1,482	1,667	1,553

3-Year Summary of Calls for Service in the Month of February

2023, 2024 & 2025





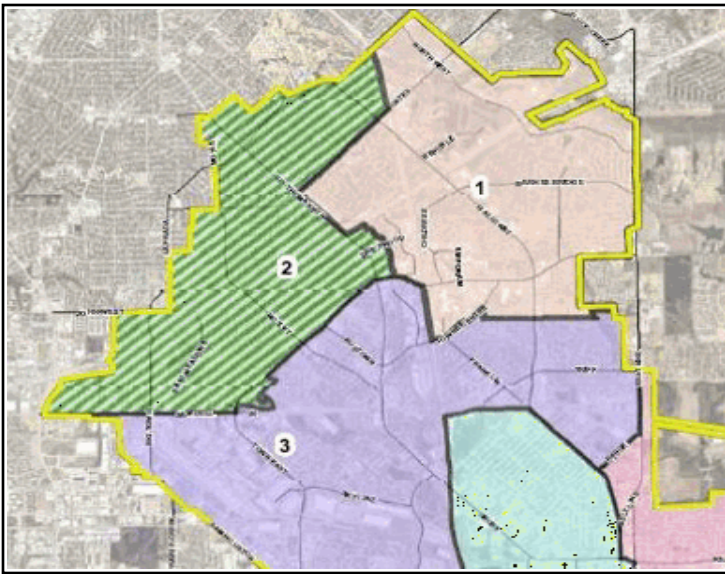
Mesquite Fire Department
Calls for Service

COUNCIL DISTRICT 2

February
2025

Average District Priority Response Times

District 2 Area



Number of Calls by Type

	February		
	2025	2024	2023
EMS	179	197	185
FALSE ALARM	12	17	14
FIRE	6	7	2
MOTOR VEHICLE ACCIDENT	13	19	28
OTHER CALLS FOR SERVICE	46	48	45
Total	256	288	274

*3-Year Summary of
Calls for Service
in the Month of
February
2023, 2024 & 2025*

