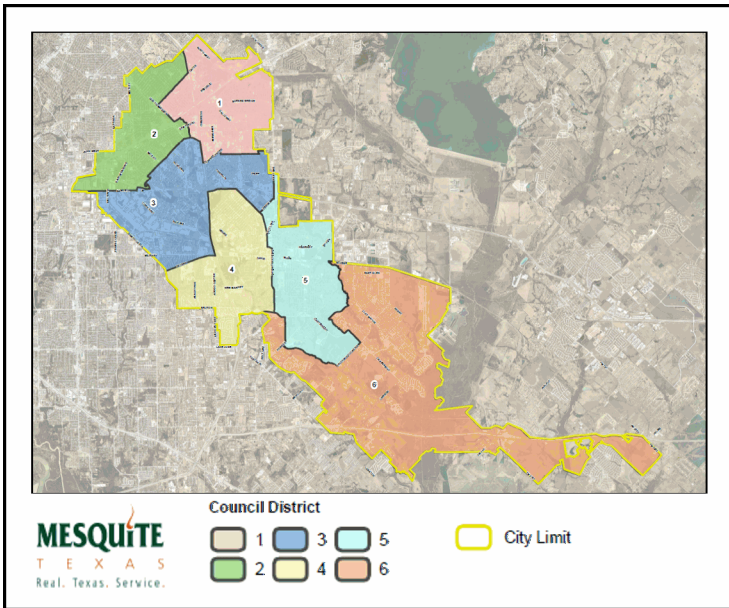




Mesquite Fire Department Calls for Service

February 2025	<i>Average Priority Response Times - Citywide</i>
------------------	--

Council Districts

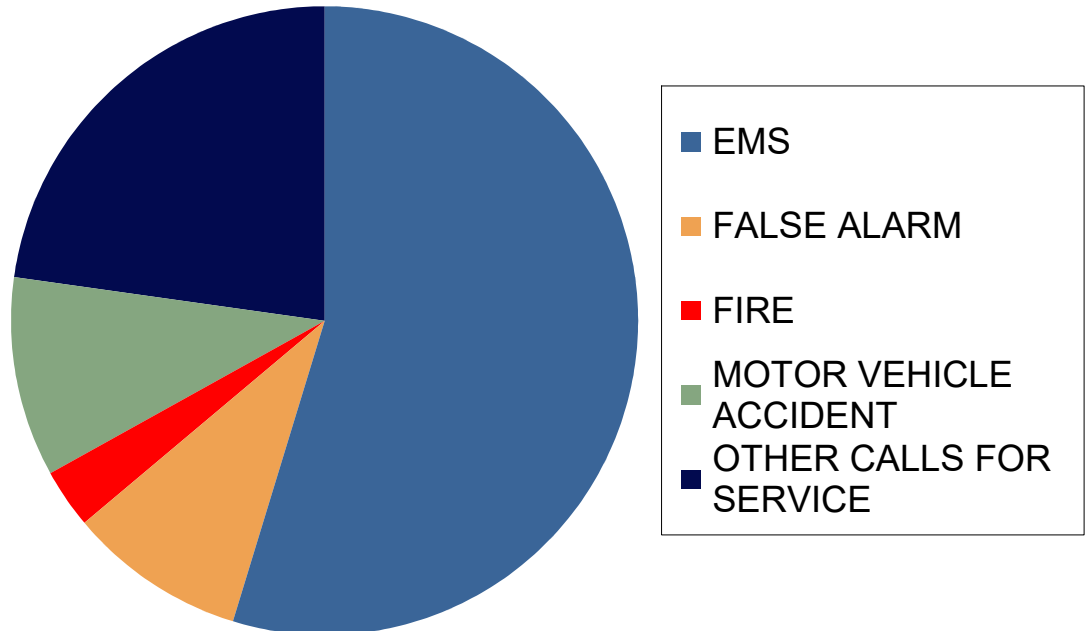


Number of Calls by Type

	February		
	2025	2024	2023
EMS	983	1,091	1,022
FALSE ALARM	101	100	100
FIRE	39	32	28
MOTOR VEHICLE ACCIDENT	93	136	128
OTHER CALLS FOR SERVICE	266	308	275
Total	1,482	1,667	1,553

3-Year Summary of Calls for Service in the Month of February

2023, 2024 & 2025





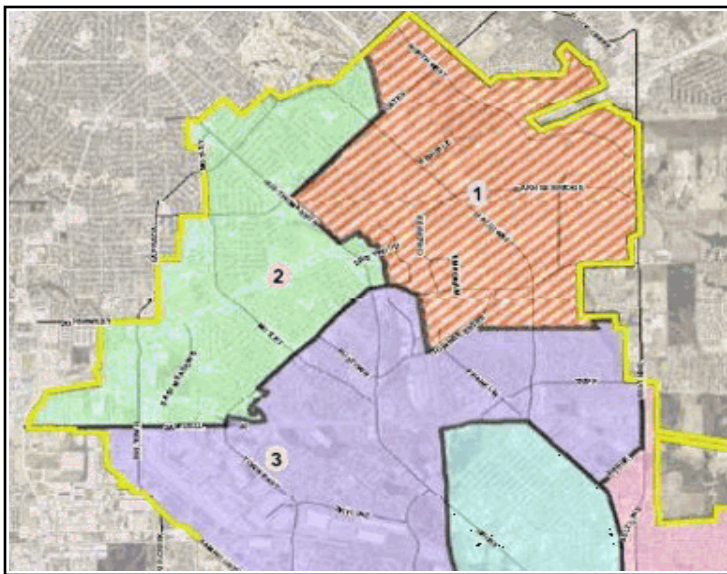
Mesquite Fire Department
Calls for Service

COUNCIL DISTRICT 1

February
2025

Average District Priority Response Times

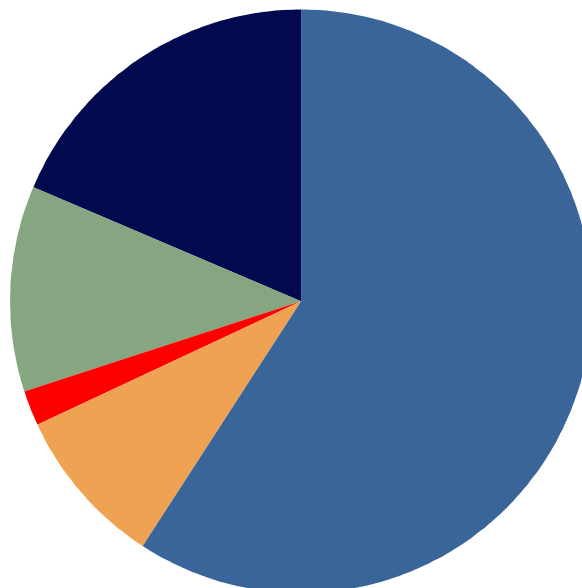
District 1 Area



Number of Calls by Type

	February		
	2025	2024	2023
EMS	215	272	212
FALSE ALARM	33	22	38
FIRE	12	7	3
MOTOR VEHICLE ACCIDENT	32	47	43
OTHER CALLS FOR SERVICE	60	79	61
Total	352	427	357

*3-Year Summary of
Calls for Service
in the Month of
February
2023, 2024 & 2025*



■ EMS
■ FALSE ALARM
■ FIRE
■ MOTOR VEHICLE ACCIDENT
■ OTHER CALLS FOR SERVICE