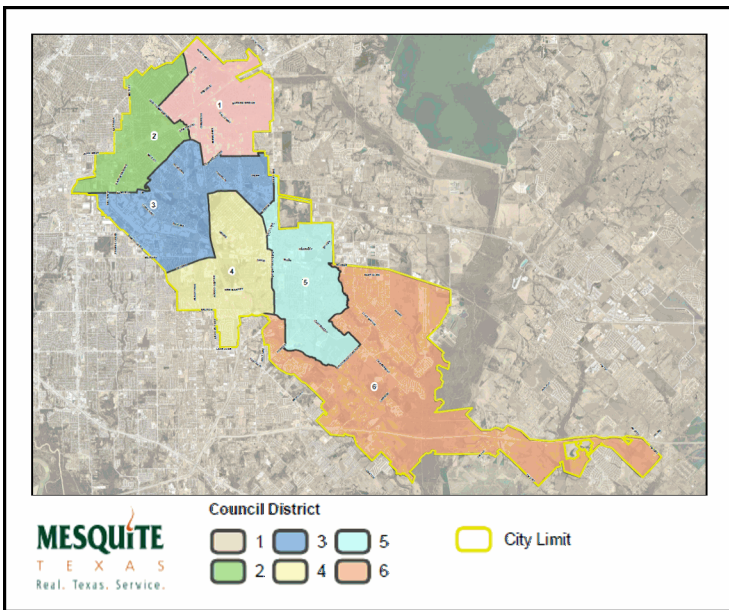




# Mesquite Fire Department Calls for Service

January 2025	<i>Average Priority Response Times - <b>Citywide</b></i>
-----------------	--

### Council Districts

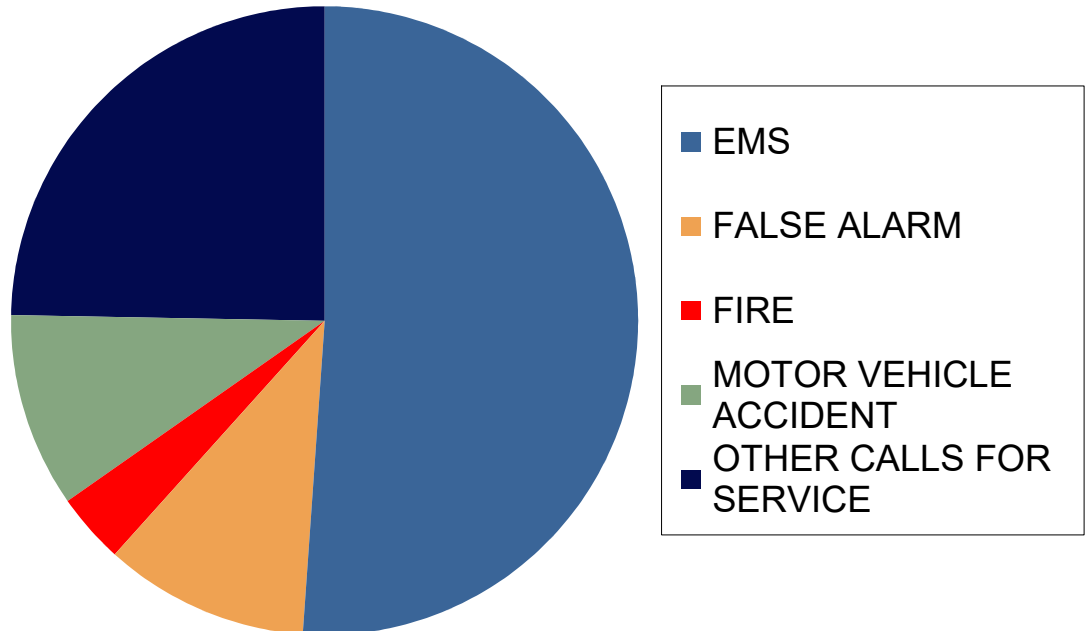


### *Number of Calls by Type*

	<i>January</i>		
	2025	2024	2023
<b>EMS</b>	1,130	1,115	1,147
<b>FALSE ALARM</b>	129	176	105
<b>FIRE</b>	35	48	44
<b>MOTOR VEHICLE ACCIDENT</b>	101	132	168
<b>OTHER CALLS FOR SERVICE</b>	322	443	283
<b>Total</b>	<b>1,717</b>	<b>1,914</b>	<b>1,747</b>

### *3-Year Summary of Calls for Service in the Month of January*

*2023, 2024 & 2025*





Mesquite Fire Department  
Calls for Service

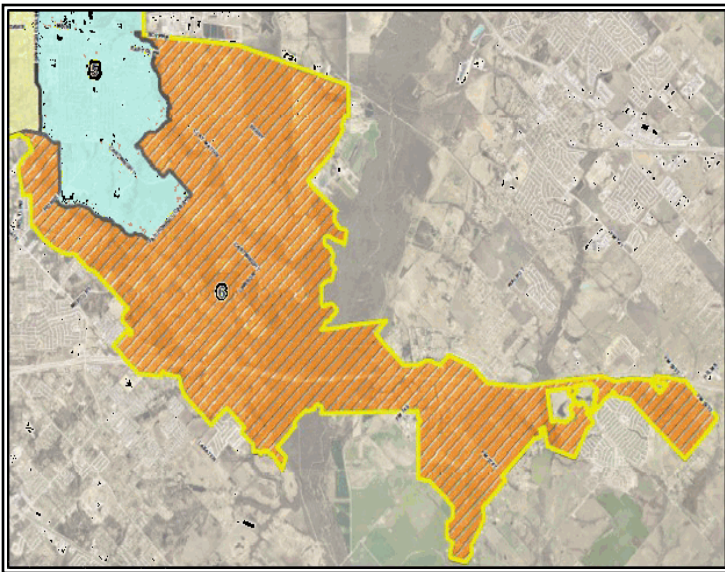
**COUNCIL DISTRICT 6**

January  
2025

*Average District Priority Response Times*

**Number of Calls by Type**

**District 6 Area**



	January		
	2025	2024	2023
<b>EMS</b>	125	109	148
<b>FALSE ALARM</b>	11	18	21
<b>FIRE</b>	4	5	7
<b>MOTOR VEHICLE ACCIDENT</b>	3	17	12
<b>OTHER CALLS FOR SERVICE</b>	52	67	57
<b>Total</b>	<b>195</b>	<b>216</b>	<b>245</b>

*3-Year Summary of  
Calls for Service  
in the Month of  
January  
2023, 2024 & 2025*

