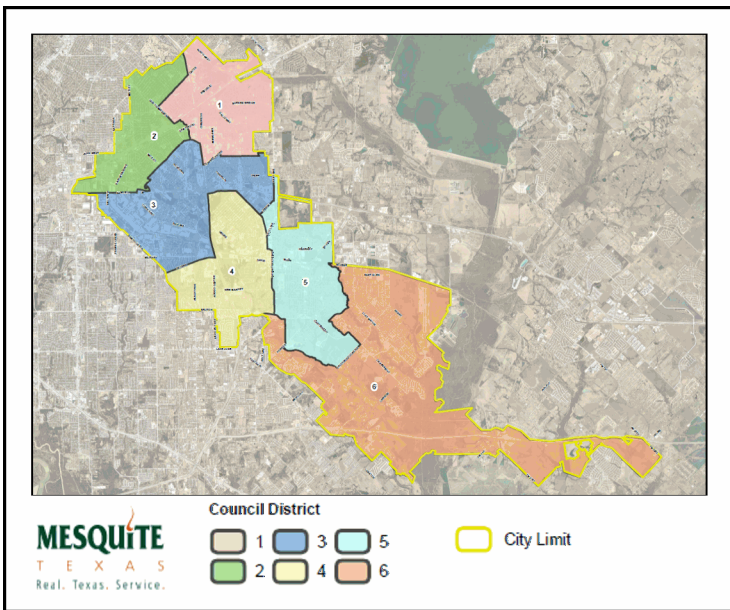




Mesquite Fire Department Calls for Service

January 2025	<i>Average Priority Response Times - Citywide</i>
-----------------	--

Council Districts

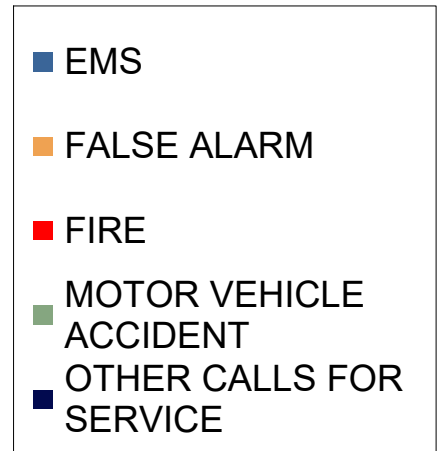
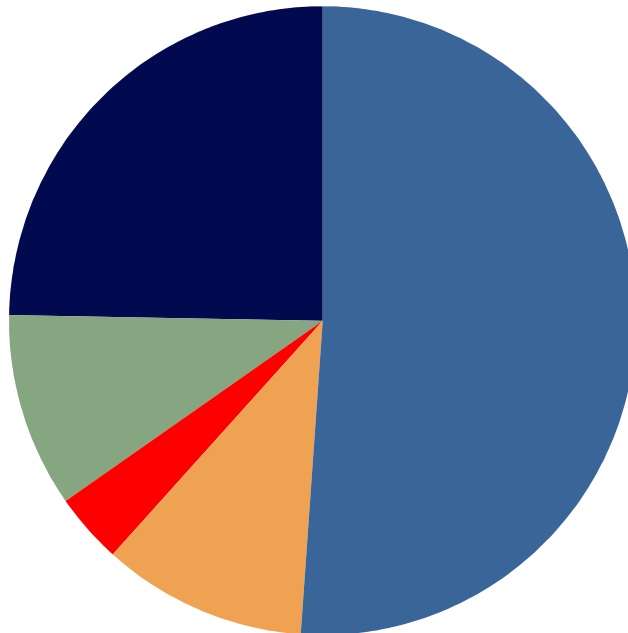


Number of Calls by Type

	January		
	2025	2024	2023
EMS	1,130	1,115	1,147
FALSE ALARM	129	176	105
FIRE	35	48	44
MOTOR VEHICLE ACCIDENT	101	132	168
OTHER CALLS FOR SERVICE	322	443	283
Total	1,717	1,914	1,747

3-Year Summary of Calls for Service in the Month of January

2023, 2024 & 2025





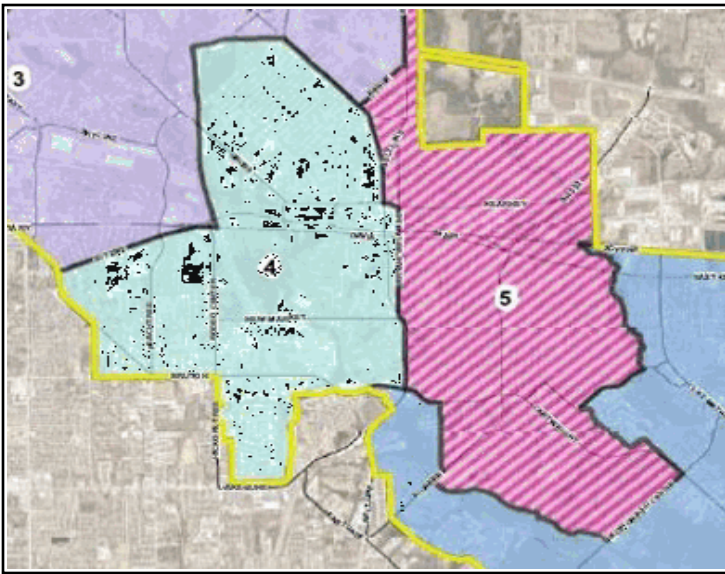
Mesquite Fire Department
Calls for Service

COUNCIL DISTRICT 5

January
2025

Average District Priority Response Times

District 5 Area



Number of Calls by Type

	January		
	2025	2024	2023
EMS	153	175	174
FALSE ALARM	20	12	11
FIRE	3	8	5
MOTOR VEHICLE ACCIDENT	7	8	13
OTHER CALLS FOR SERVICE	46	59	31
Total	229	262	234

*3-Year Summary of
Calls for Service
in the Month of
January
2023, 2024 & 2025*

