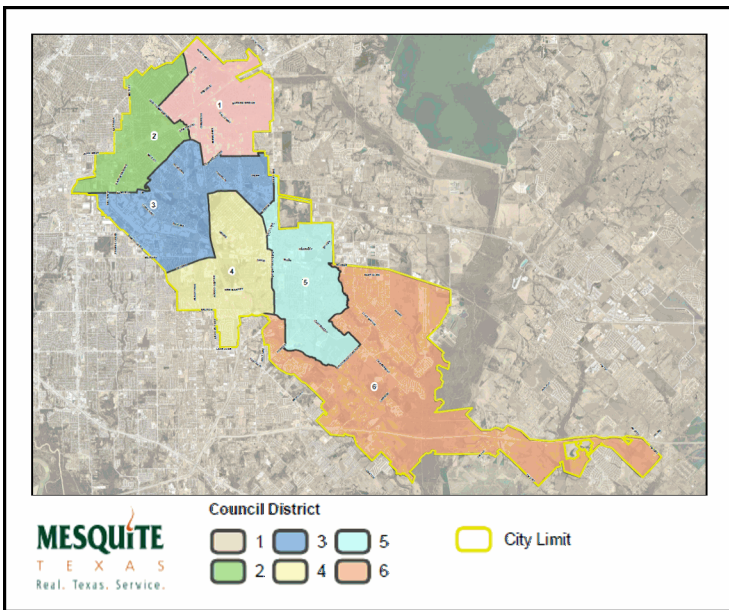




Mesquite Fire Department Calls for Service

January 2025	<i>Average Priority Response Times - Citywide</i>
-----------------	--

Council Districts

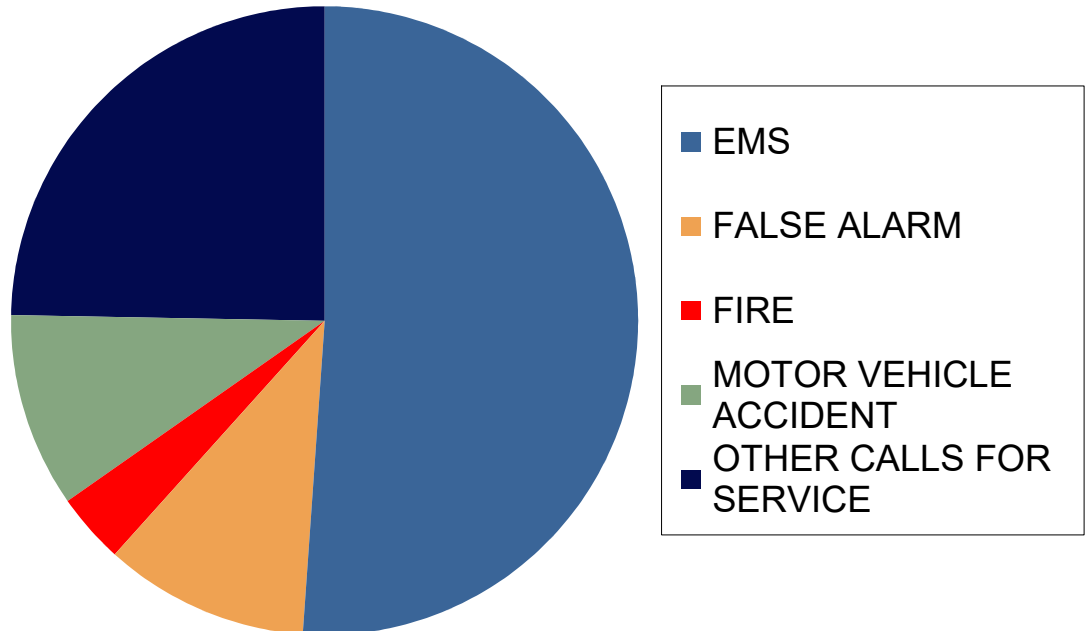


Number of Calls by Type

	<i>January</i>		
	2025	2024	2023
EMS	1,130	1,115	1,147
FALSE ALARM	129	176	105
FIRE	35	48	44
MOTOR VEHICLE ACCIDENT	101	132	168
OTHER CALLS FOR SERVICE	322	443	283
Total	1,717	1,914	1,747

3-Year Summary of Calls for Service in the Month of January

2023, 2024 & 2025





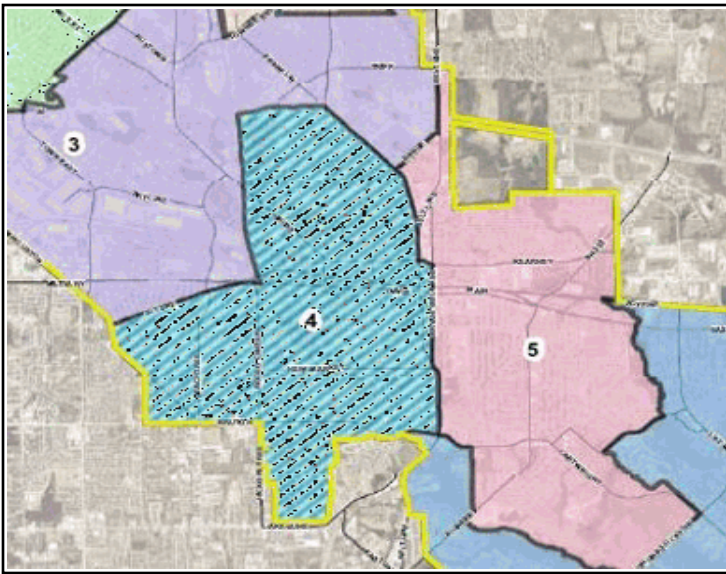
Mesquite Fire Department
Calls for Service

COUNCIL DISTRICT 4

January
2025

Average District Priority Response Times

District 4 Area



Number of Calls by Type

	<i>January</i>		
	2025	2024	2023
EMS	211	174	210
FALSE ALARM	27	24	13
FIRE	4	6	10
MOTOR VEHICLE ACCIDENT	23	16	29
OTHER CALLS FOR SERVICE	39	58	45
Total	304	278	307

*3-Year Summary of
Calls for Service
in the Month of
January
2023, 2024 & 2025*

