

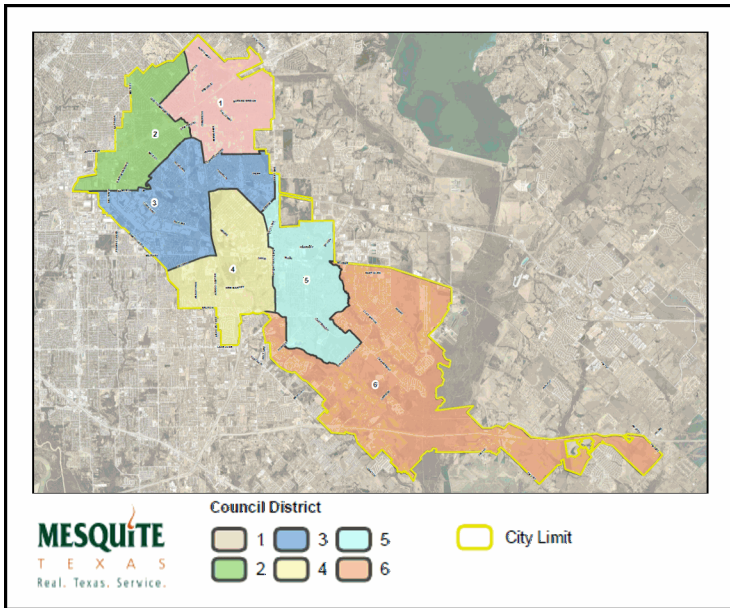


Mesquite Fire Department Calls for Service

December
2024

*Average Priority Response Times - **Citywide***

Council Districts

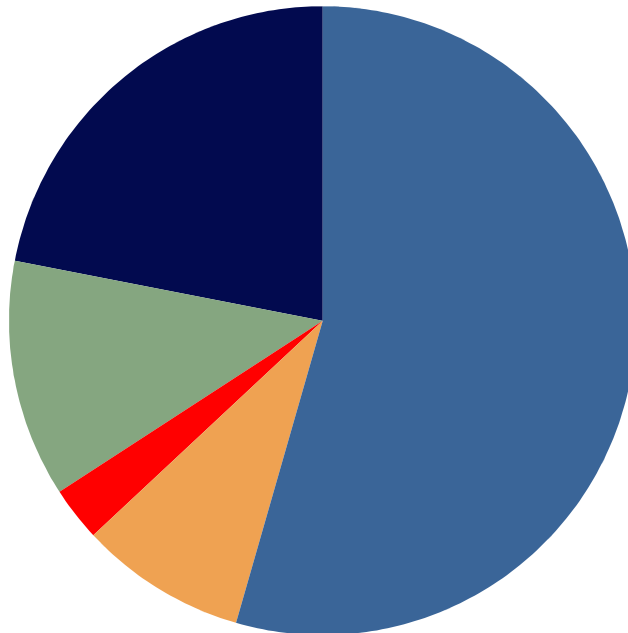


Number of Calls by Type

	<i>December</i>		
	2024	2023	2022
EMS	1,163	1,215	1,179
FALSE ALARM	91	83	188
FIRE	27	46	43
MOTOR VEHICLE ACCIDENT	162	181	189
OTHER CALLS FOR SERVICE	363	294	384
Total	1,806	1,819	1,983

*3-Year Summary of
Calls for Service
in the Month of
December*

2022, 2023 & 2024



- EMS
- FALSE ALARM
- FIRE
- MOTOR VEHICLE ACCIDENT
- OTHER CALLS FOR SERVICE



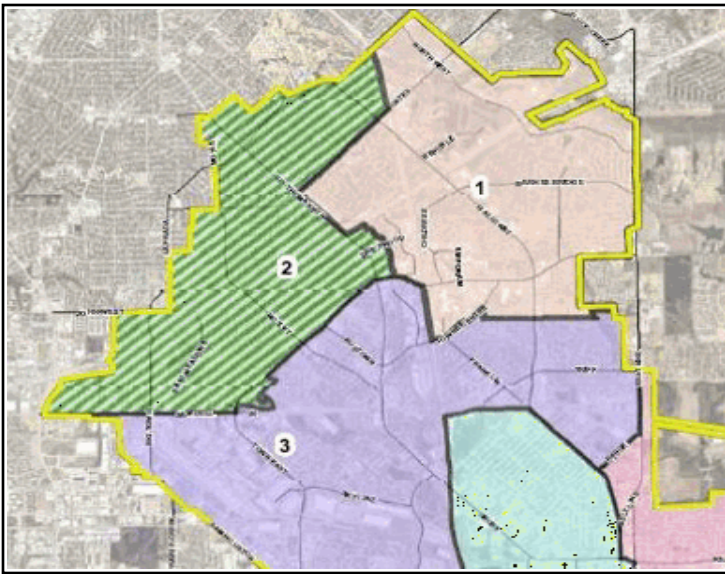
Mesquite Fire Department
Calls for Service

COUNCIL DISTRICT 2

December
2024

Average District Priority Response Times

District 2 Area



Number of Calls by Type

	<i>December</i>		
	2024	2023	2022
EMS	190	180	174
FALSE ALARM	14	13	29
FIRE	10	7	10
MOTOR VEHICLE ACCIDENT	23	25	36
OTHER CALLS FOR SERVICE	46	40	72
Total	283	265	321

*3-Year Summary of
Calls for Service
in the Month of
December
2022, 2023 & 2024*

