

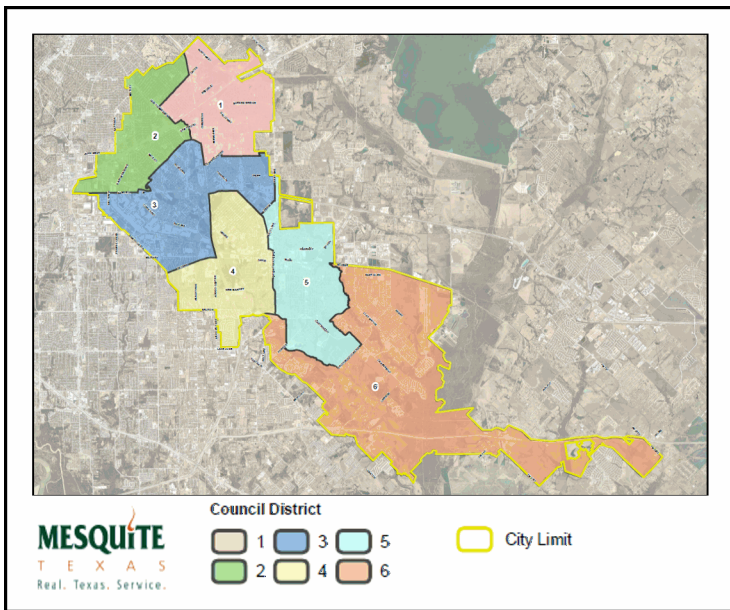


Mesquite Fire Department Calls for Service

November
2024

*Average Priority Response Times - **Citywide***

Council Districts

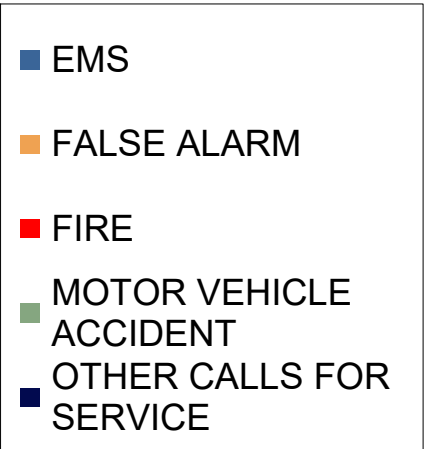
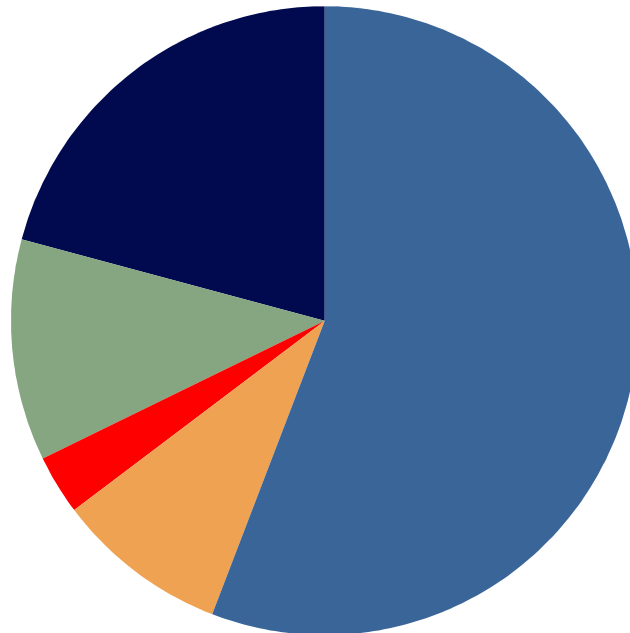


Number of Calls by Type

	<i>November</i>		
	2024	2023	2022
EMS	1,114	1,093	1,073
FALSE ALARM	95	109	124
FIRE	35	37	33
MOTOR VEHICLE ACCIDENT	113	159	165
OTHER CALLS FOR SERVICE	281	293	261
Total	1,638	1,691	1,656

*3-Year Summary of
Calls for Service
in the Month of
November*

2022, 2023 & 2024





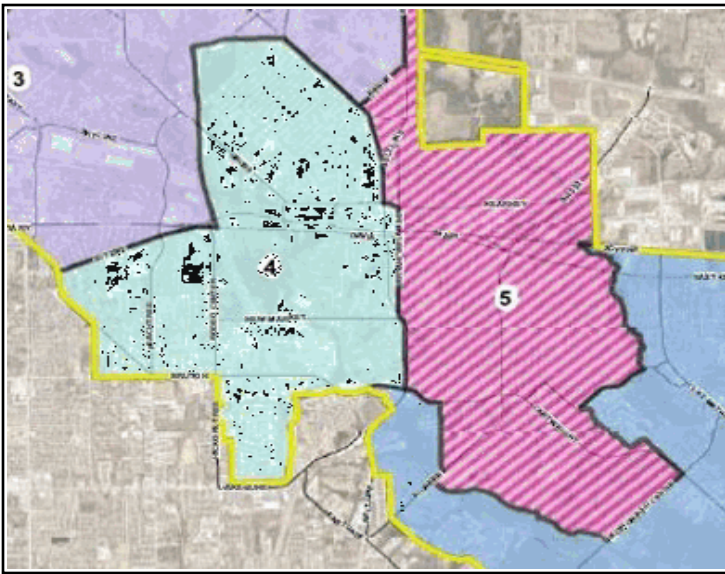
Mesquite Fire Department
Calls for Service

COUNCIL DISTRICT 5

November
2024

Average District Priority Response Times

District 5 Area



Number of Calls by Type

	November		
	2024	2023	2022
EMS	142	173	147
FALSE ALARM	19	14	8
FIRE	4	1	5
MOTOR VEHICLE ACCIDENT	11	12	13
OTHER CALLS FOR SERVICE	37	42	41
Total	213	242	214

*3-Year Summary of
Calls for Service
in the Month of
November
2022, 2023 & 2024*

