

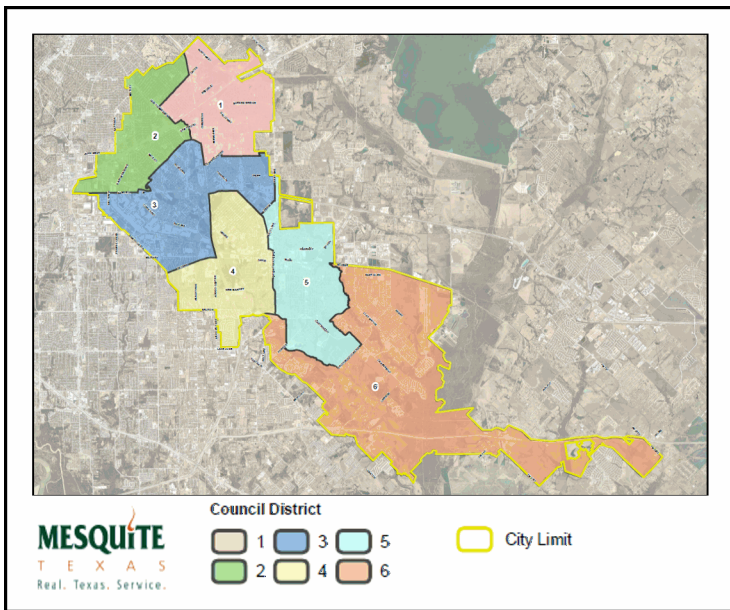


# Mesquite Fire Department Calls for Service

November  
2024

*Average Priority Response Times - **Citywide***

### Council Districts

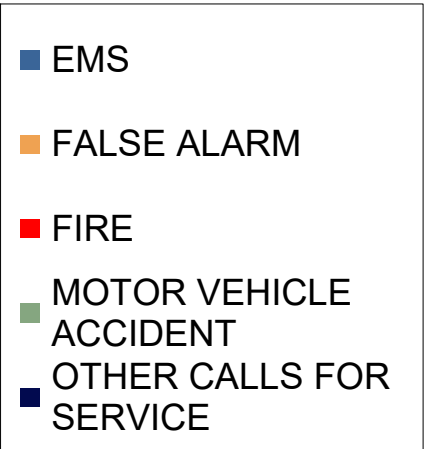
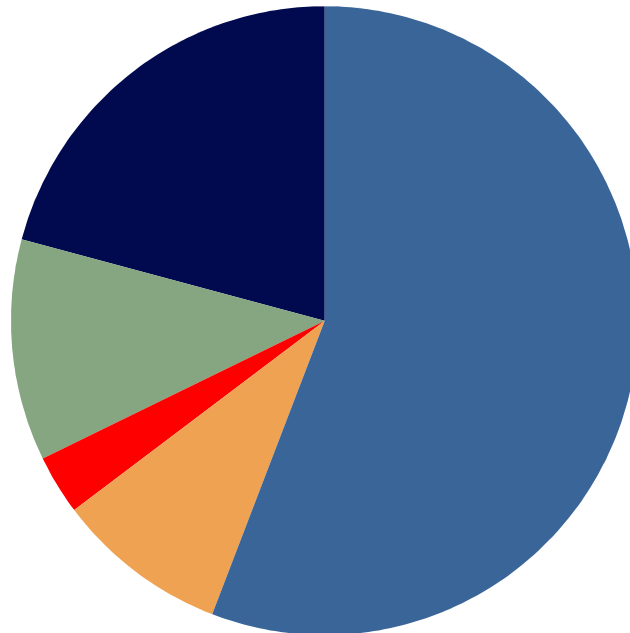


### *Number of Calls by Type*

	<i>November</i>		
	2024	2023	2022
<b>EMS</b>	1,114	1,093	1,073
<b>FALSE ALARM</b>	95	109	124
<b>FIRE</b>	35	37	33
<b>MOTOR VEHICLE ACCIDENT</b>	113	159	165
<b>OTHER CALLS FOR SERVICE</b>	281	293	261
<b>Total</b>	<b>1,638</b>	<b>1,691</b>	<b>1,656</b>

*3-Year Summary of  
Calls for Service  
in the Month of  
November*

*2022, 2023 & 2024*





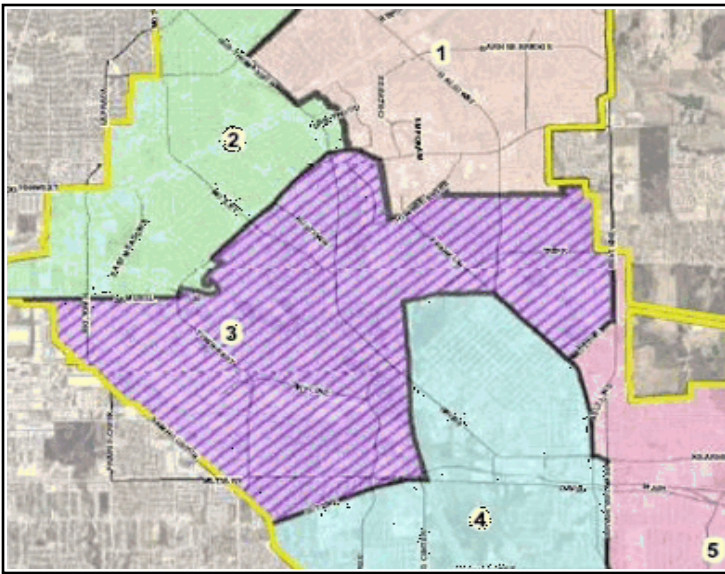
Mesquite Fire Department  
Calls for Service

COUNCIL DISTRICT 3

November  
2024

*Average District Priority Response Times*

**District 3 Area**



**Number of Calls by Type**

	November		
	2024	2023	2022
EMS	197	209	188
FALSE ALARM	25	24	27
FIRE	5	6	2
MOTOR VEHICLE ACCIDENT	17	30	36
OTHER CALLS FOR SERVICE	41	46	58
<b>Total</b>	<b>285</b>	<b>315</b>	<b>311</b>

*3-Year Summary of  
Calls for Service  
in the Month of  
November  
2022, 2023 & 2024*

