

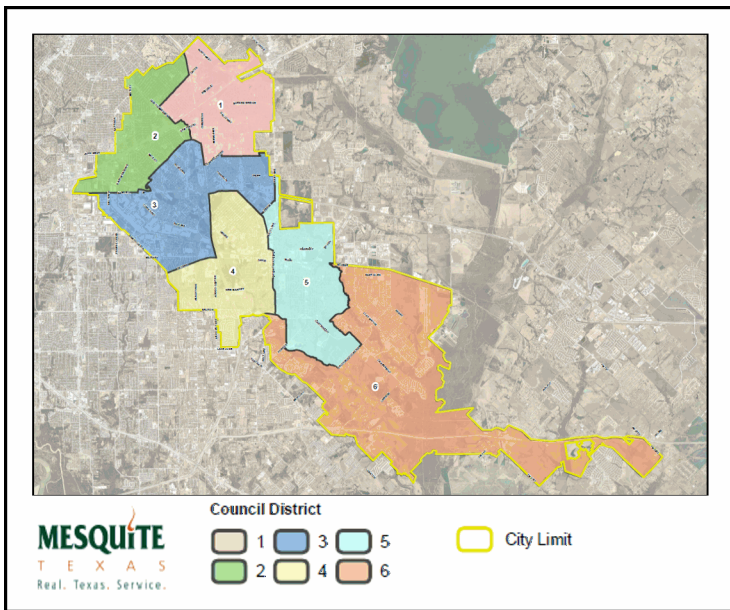


Mesquite Fire Department Calls for Service

November
2024

*Average Priority Response Times - **Citywide***

Council Districts

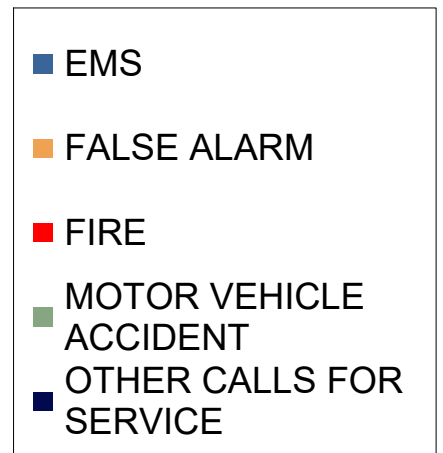
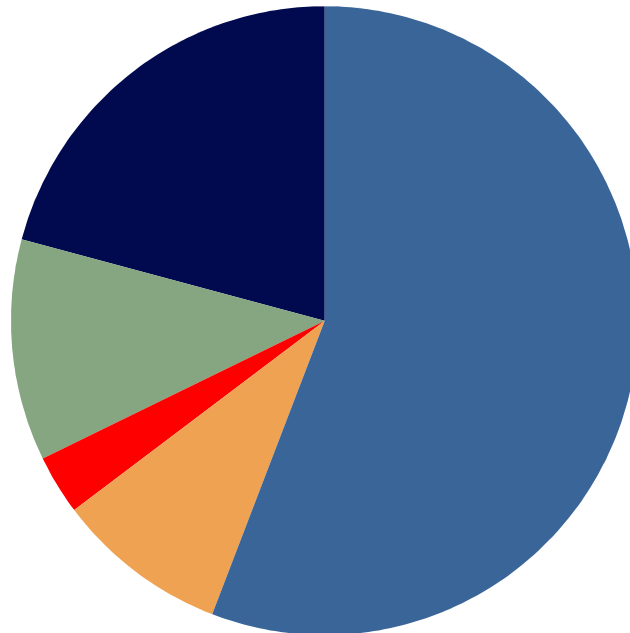


Number of Calls by Type

| | <i>November</i> | | |
|--------------------------------|-----------------|--------------|--------------|
| | 2024 | 2023 | 2022 |
| EMS | 1,114 | 1,093 | 1,073 |
| FALSE ALARM | 95 | 109 | 124 |
| FIRE | 35 | 37 | 33 |
| MOTOR VEHICLE ACCIDENT | 113 | 159 | 165 |
| OTHER CALLS FOR SERVICE | 281 | 293 | 261 |
| Total | 1,638 | 1,691 | 1,656 |

*3-Year Summary of
Calls for Service
in the Month of
November*

2022, 2023 & 2024





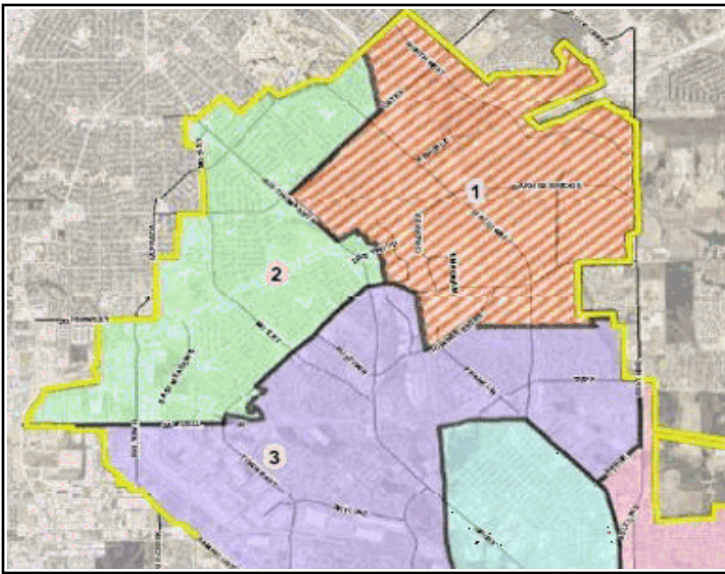
Mesquite Fire Department
Calls for Service

COUNCIL DISTRICT 1

November
2024

Average District Priority Response Times

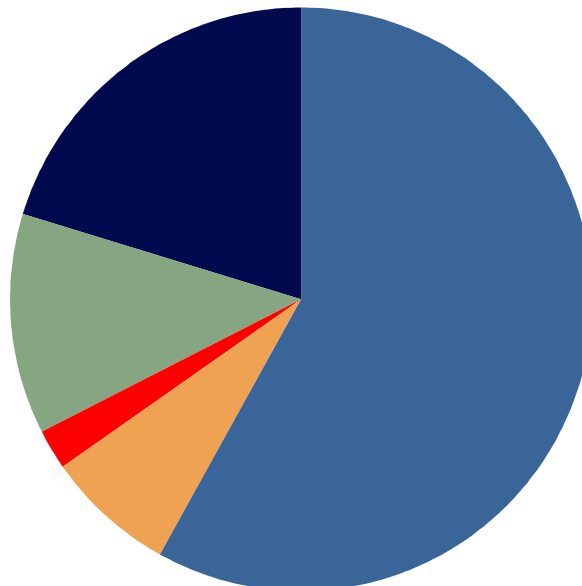
District 1 Area



Number of Calls by Type

| | November | | |
|--------------------------------|------------|------------|------------|
| | 2024 | 2023 | 2022 |
| EMS | 254 | 206 | 223 |
| FALSE ALARM | 22 | 26 | 29 |
| FIRE | 5 | 11 | 8 |
| MOTOR VEHICLE ACCIDENT | 36 | 39 | 60 |
| OTHER CALLS FOR SERVICE | 70 | 77 | 73 |
| Total | 387 | 359 | 393 |

*3-Year Summary of
Calls for Service
in the Month of
November
2022, 2023 & 2024*



| |
|---------------------------|
| ■ EMS |
| ■ FALSE ALARM |
| ■ FIRE |
| ■ MOTOR VEHICLE ACCIDENT |
| ■ OTHER CALLS FOR SERVICE |