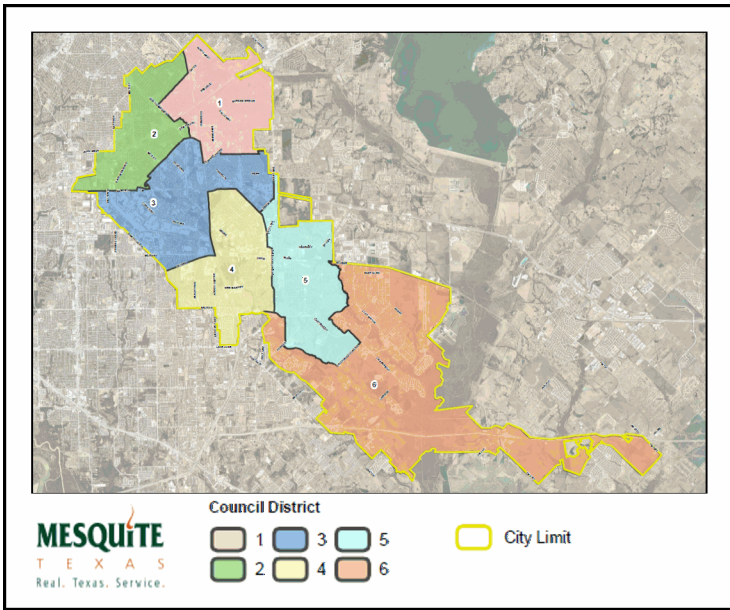




# Mesquite Fire Department Calls for Service

October 2024	<i>Average Priority Response Times - <b>Citywide</b></i>
-----------------	--

### Council Districts

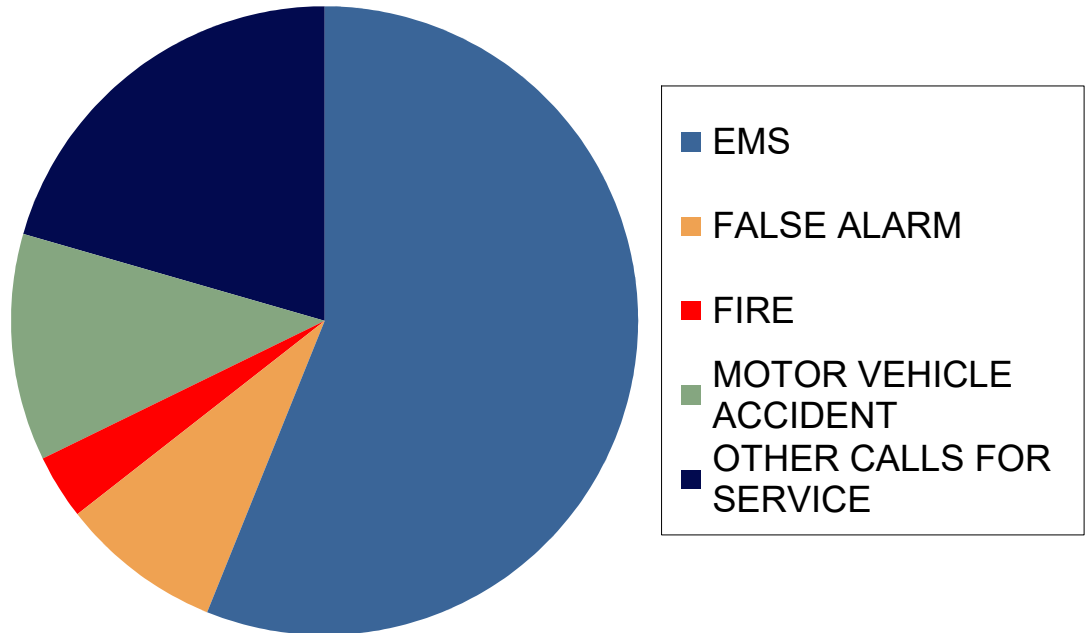


### *Number of Calls by Type*

	<i>October</i>		
	2024	2023	2022
<b>EMS</b>	1,149	1,121	1,128
<b>FALSE ALARM</b>	104	112	107
<b>FIRE</b>	52	29	36
<b>MOTOR VEHICLE ACCIDENT</b>	120	171	172
<b>OTHER CALLS FOR SERVICE</b>	259	294	318
<b>Total</b>	<b>1,684</b>	<b>1,727</b>	<b>1,761</b>

### *3-Year Summary of Calls for Service in the Month of October*

*2022, 2023 & 2024*





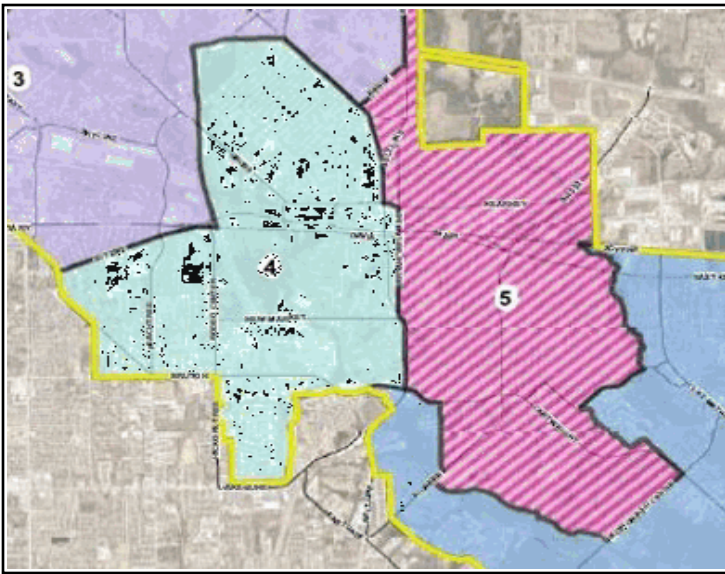
Mesquite Fire Department  
Calls for Service

COUNCIL DISTRICT 5

October  
2024

*Average District Priority Response Times*

**District 5 Area**



**Number of Calls by Type**

	October		
	2024	2023	2022
EMS	160	144	161
FALSE ALARM	14	8	17
FIRE	5	3	5
MOTOR VEHICLE ACCIDENT	7	19	21
OTHER CALLS FOR SERVICE	34	41	52
<b>Total</b>	<b>220</b>	<b>215</b>	<b>256</b>

*3-Year Summary of  
Calls for Service  
in the Month of  
October  
2022, 2023 & 2024*

