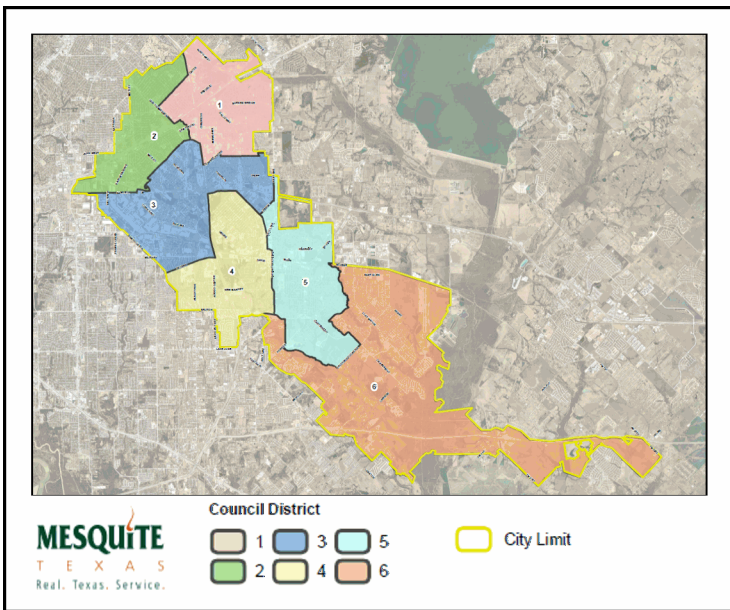




Mesquite Fire Department Calls for Service

October 2024	<i>Average Priority Response Times - Citywide</i>
-----------------	----------------------------------------------------------

Council Districts

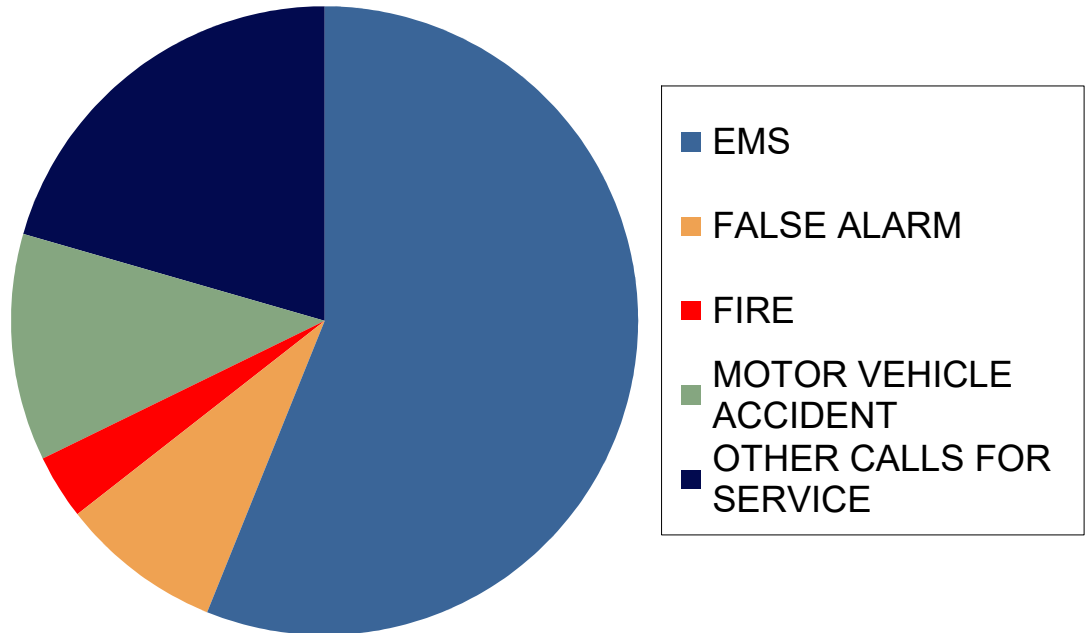


Number of Calls by Type

	<i>October</i>		
	2024	2023	2022
EMS	1,149	1,121	1,128
FALSE ALARM	104	112	107
FIRE	52	29	36
MOTOR VEHICLE ACCIDENT	120	171	172
OTHER CALLS FOR SERVICE	259	294	318
Total	1,684	1,727	1,761

3-Year Summary of Calls for Service in the Month of October

2022, 2023 & 2024





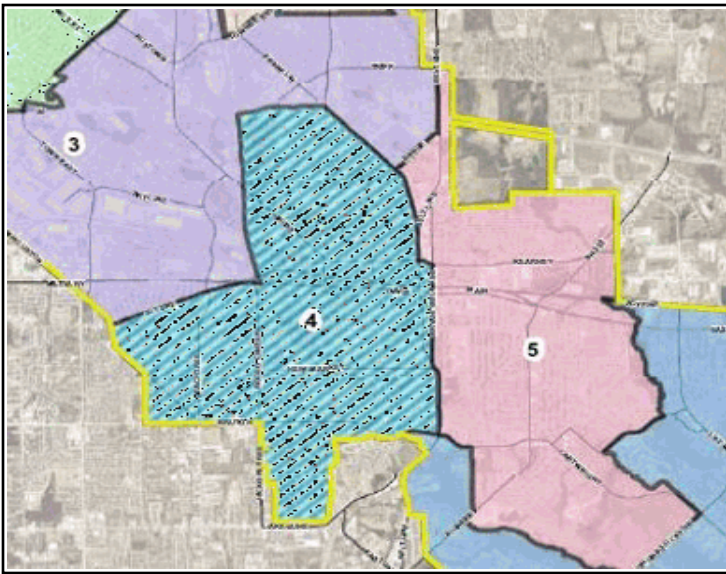
Mesquite Fire Department
Calls for Service

COUNCIL DISTRICT 4

October
2024

Average District Priority Response Times

District 4 Area



Number of Calls by Type

	October		
	2024	2023	2022
EMS	206	202	209
FALSE ALARM	9	17	18
FIRE	13	3	5
MOTOR VEHICLE ACCIDENT	17	25	25
OTHER CALLS FOR SERVICE	36	34	59
Total	281	281	316

*3-Year Summary of
Calls for Service
in the Month of
October
2022, 2023 & 2024*

