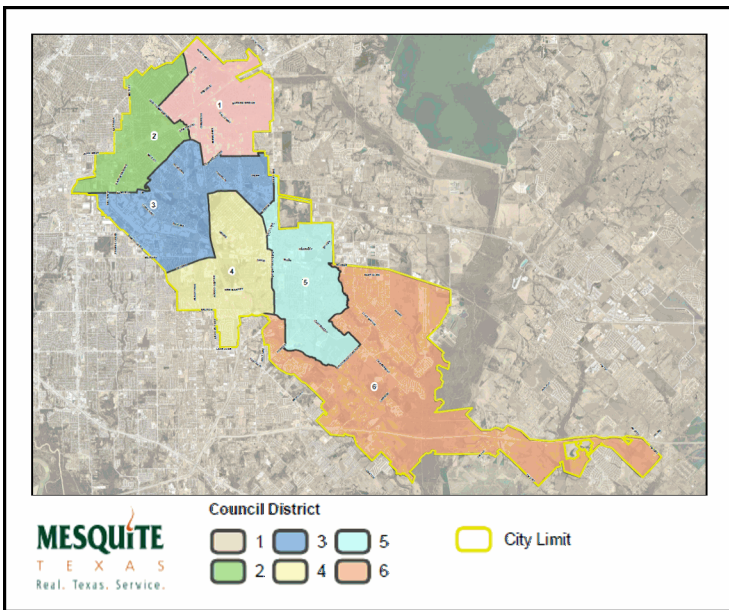




Mesquite Fire Department Calls for Service

August 2024	<i>Average Priority Response Times - Citywide</i>
----------------	--

Council Districts

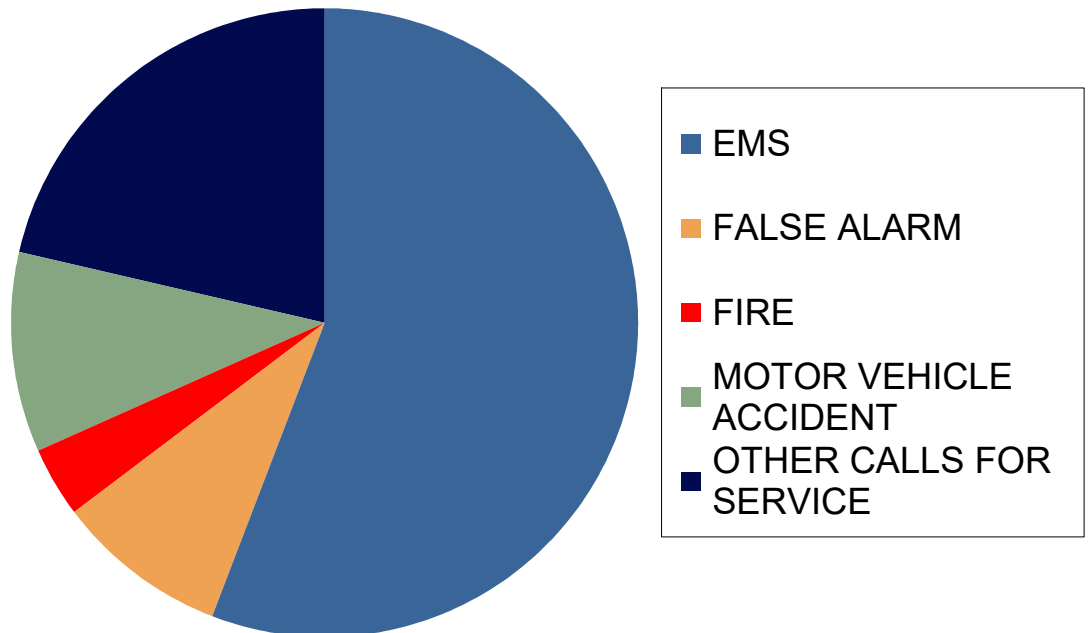


Number of Calls by Type

	<i>August</i>		
	2024	2023	2022
EMS	1,138	1,192	1,205
FALSE ALARM	103	129	128
FIRE	48	54	42
MOTOR VEHICLE ACCIDENT	107	163	143
OTHER CALLS FOR SERVICE	279	328	314
Total	1,675	1,866	1,832

3-Year Summary of Calls for Service in the Month of August

2022, 2023 & 2024





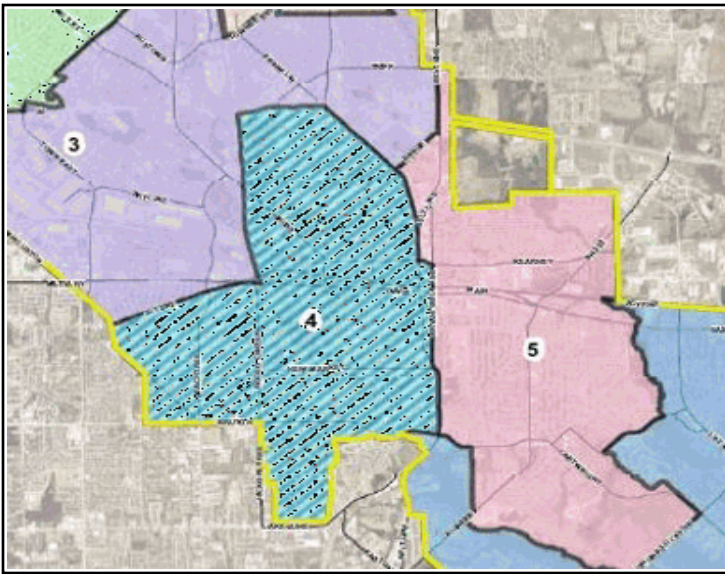
Mesquite Fire Department
Calls for Service

COUNCIL DISTRICT 4

August
2024

Average District Priority Response Times

District 4 Area

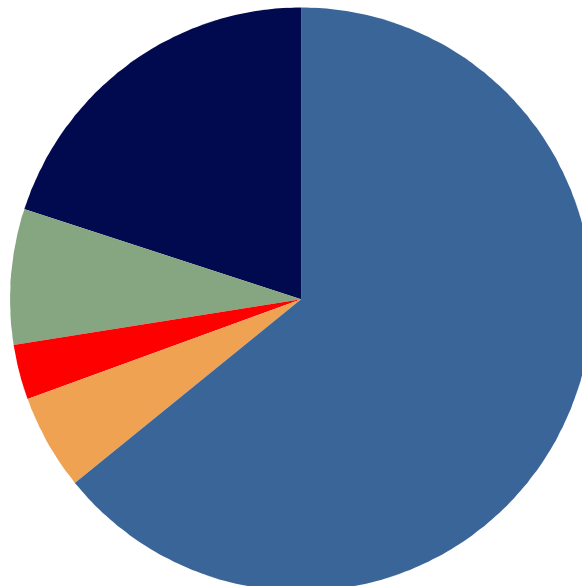


Number of Calls by Type

	August		
	2024	2023	2022
EMS	188	203	208
FALSE ALARM	14	15	15
FIRE	7	9	10
MOTOR VEHICLE ACCIDENT	16	22	26
OTHER CALLS FOR SERVICE	48	59	66
Total	273	308	325

*3-Year Summary of
Calls for Service
in the Month of August*

2022, 2023 & 2024



■ EMS
■ FALSE ALARM
■ FIRE
■ MOTOR VEHICLE ACCIDENT
■ OTHER CALLS FOR SERVICE