



# Mesquite Fire Department Calls for Service

August 2024	<i>Average Priority Response Times - <b>Citywide</b></i>
----------------	--

### Council Districts

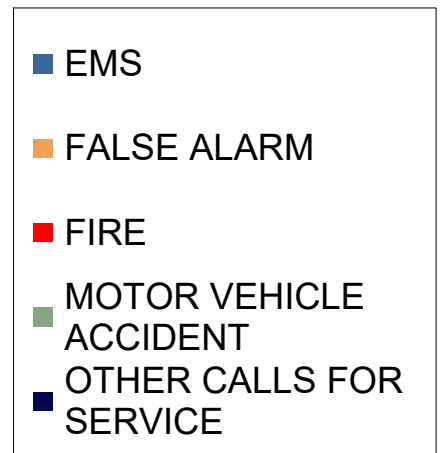
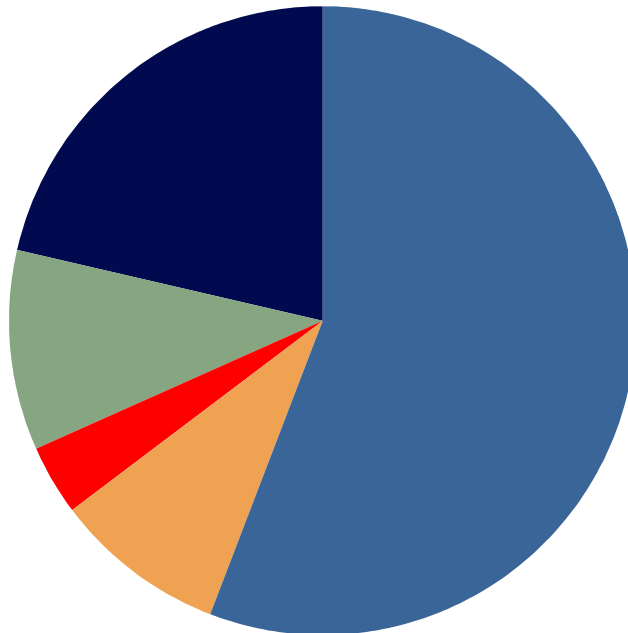


### *Number of Calls by Type*

	<i>August</i>		
	2024	2023	2022
<b>EMS</b>	1,138	1,192	1,205
<b>FALSE ALARM</b>	103	129	128
<b>FIRE</b>	48	54	42
<b>MOTOR VEHICLE ACCIDENT</b>	107	163	143
<b>OTHER CALLS FOR SERVICE</b>	279	328	314
<b>Total</b>	<b>1,675</b>	<b>1,866</b>	<b>1,832</b>

### *3-Year Summary of Calls for Service in the Month of August*

*2022, 2023 & 2024*





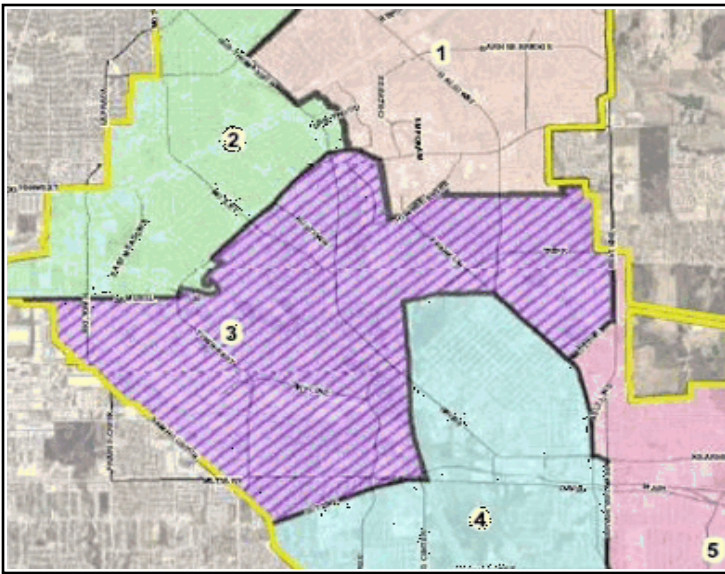
Mesquite Fire Department  
Calls for Service

COUNCIL DISTRICT 3

August  
2024

*Average District Priority Response Times*

**District 3 Area**



**Number of Calls by Type**

	<b>August</b>		
	<b>2024</b>	<b>2023</b>	<b>2022</b>
<b>EMS</b>	<b>218</b>	<b>238</b>	<b>242</b>
<b>FALSE ALARM</b>	<b>25</b>	<b>38</b>	<b>22</b>
<b>FIRE</b>	<b>6</b>	<b>9</b>	<b>8</b>
<b>MOTOR VEHICLE ACCIDENT</b>	<b>22</b>	<b>38</b>	<b>27</b>
<b>OTHER CALLS FOR SERVICE</b>	<b>53</b>	<b>54</b>	<b>52</b>
<b>Total</b>	<b>324</b>	<b>377</b>	<b>351</b>

*3-Year Summary of  
Calls for Service  
in the Month of August*

*2022, 2023 & 2024*

