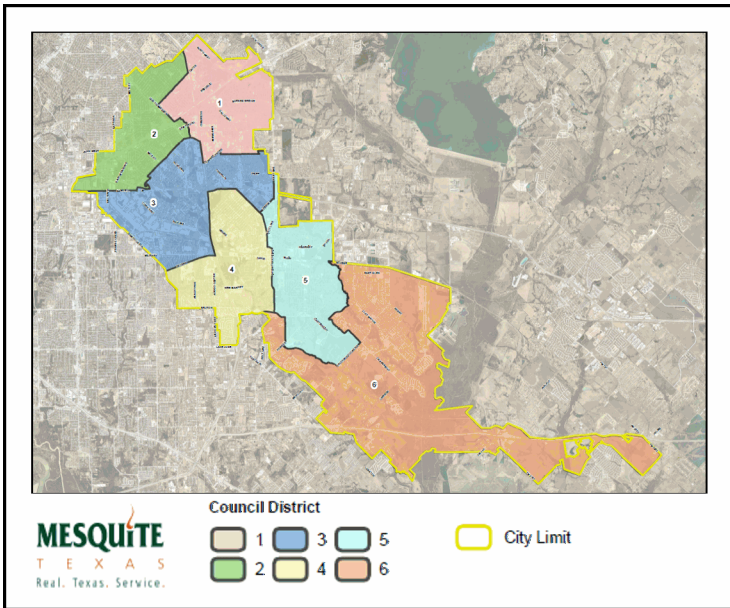




# Mesquite Fire Department Calls for Service

May 2024	<i>Average Priority Response Times - <b>Citywide</b></i>
-------------	--

### Council Districts

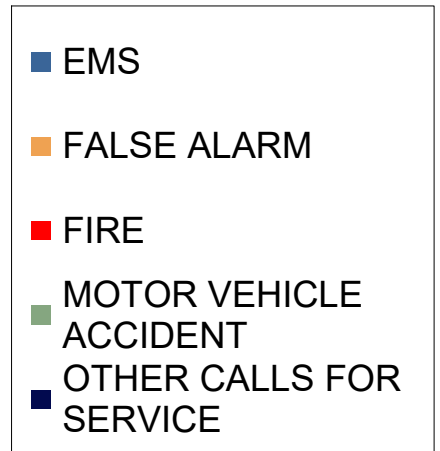
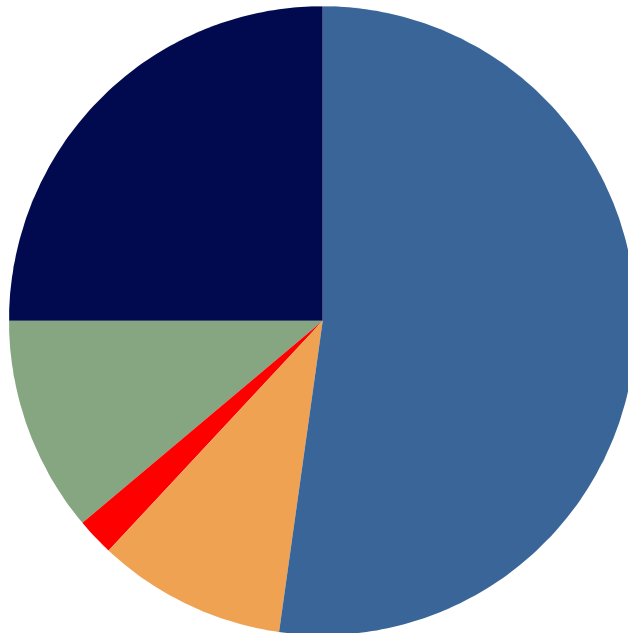


### *Number of Calls by Type*

	<i>May</i>		
	2024	2023	2022
<b>EMS</b>	1,161	1,164	1,227
<b>FALSE ALARM</b>	170	109	124
<b>FIRE</b>	29	22	27
<b>MOTOR VEHICLE ACCIDENT</b>	145	166	162
<b>OTHER CALLS FOR SERVICE</b>	545	253	319
<b>Total</b>	<b>2,050</b>	<b>1,714</b>	<b>1,859</b>

### *3-Year Summary of Calls for Service in the Month of May*

*2022, 2023 & 2024*





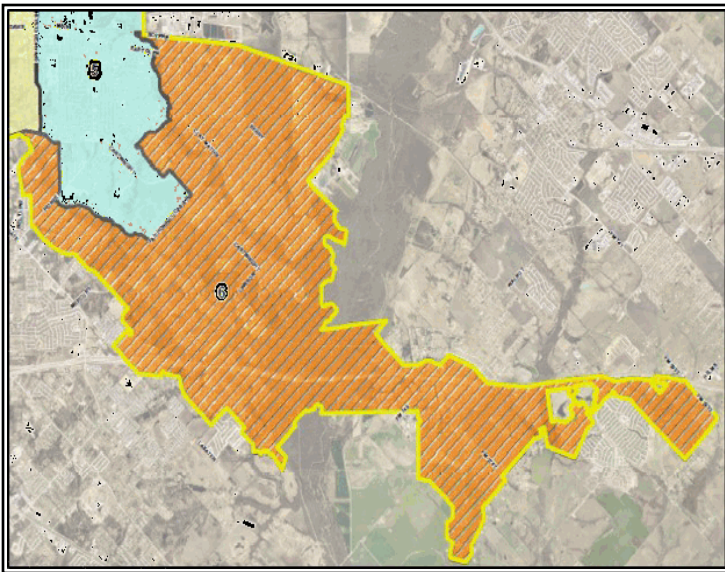
Mesquite Fire Department  
Calls for Service

COUNCIL DISTRICT 6

May  
2024

*Average District Priority Response Times*

**District 6 Area**



**Number of Calls by Type**

	May		
	2024	2023	2022
<b>EMS</b>	143	133	127
<b>FALSE ALARM</b>	18	11	13
<b>FIRE</b>	3	5	3
<b>MOTOR VEHICLE ACCIDENT</b>	12	9	17
<b>OTHER CALLS FOR SERVICE</b>	50	36	50
<b>Total</b>	226	194	210

*3-Year Summary of  
Calls for Service  
in the Month of May*

*2022, 2023 & 2024*

