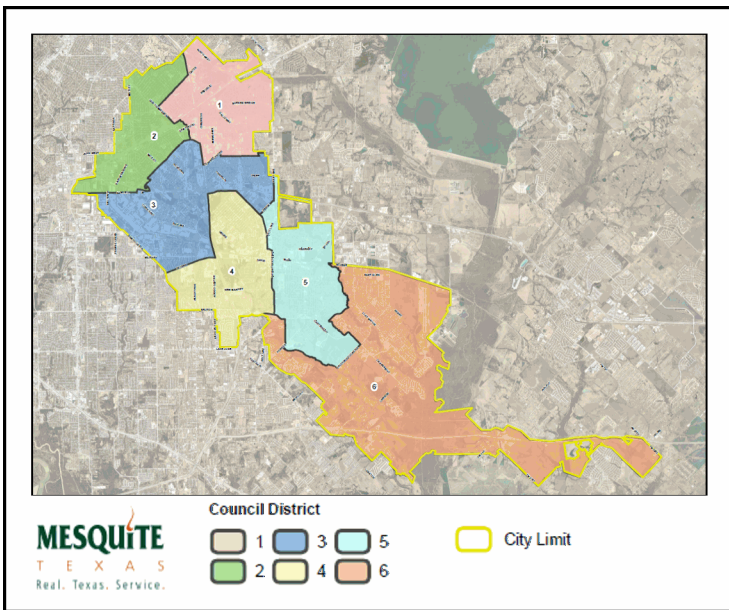




Mesquite Fire Department Calls for Service

May 2024	<i>Average Priority Response Times - Citywide</i>
-------------	--

Council Districts

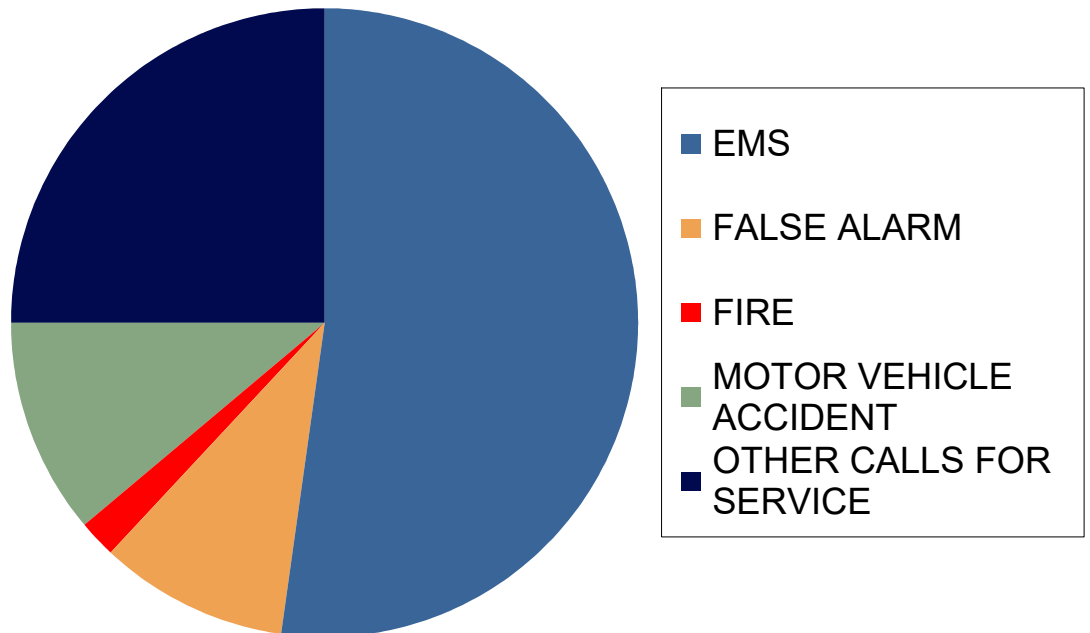


Number of Calls by Type

	<i>May</i>		
	2024	2023	2022
EMS	1,161	1,164	1,227
FALSE ALARM	170	109	124
FIRE	29	22	27
MOTOR VEHICLE ACCIDENT	145	166	162
OTHER CALLS FOR SERVICE	545	253	319
Total	2,050	1,714	1,859

3-Year Summary of Calls for Service in the Month of May

2022, 2023 & 2024





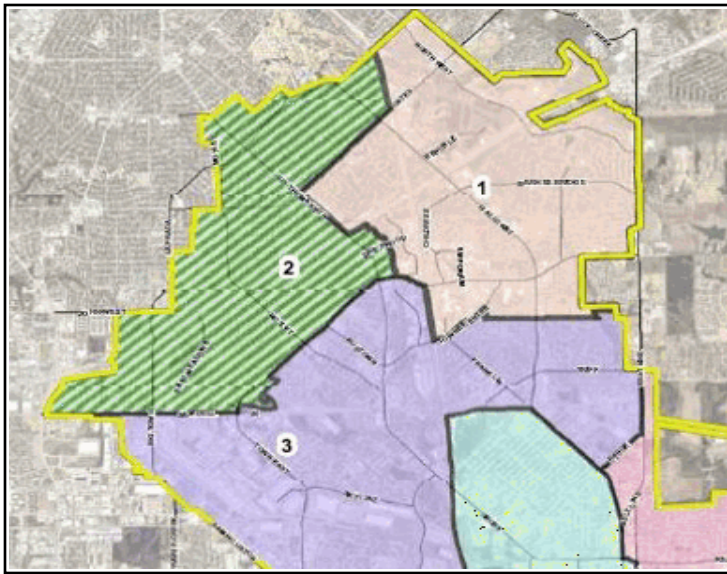
Mesquite Fire Department
Calls for Service

COUNCIL DISTRICT 2

May
2024

Average District Priority Response Times

District 2 Area



Number of Calls by Type

	<i>May</i>		
	2024	2023	2022
EMS	185	201	209
FALSE ALARM	28	24	17
FIRE	14	4	6
MOTOR VEHICLE ACCIDENT	22	22	22
OTHER CALLS FOR SERVICE	128	40	57
Total	377	291	311

*3-Year Summary of
Calls for Service
in the Month of May*

2022, 2023 & 2024

