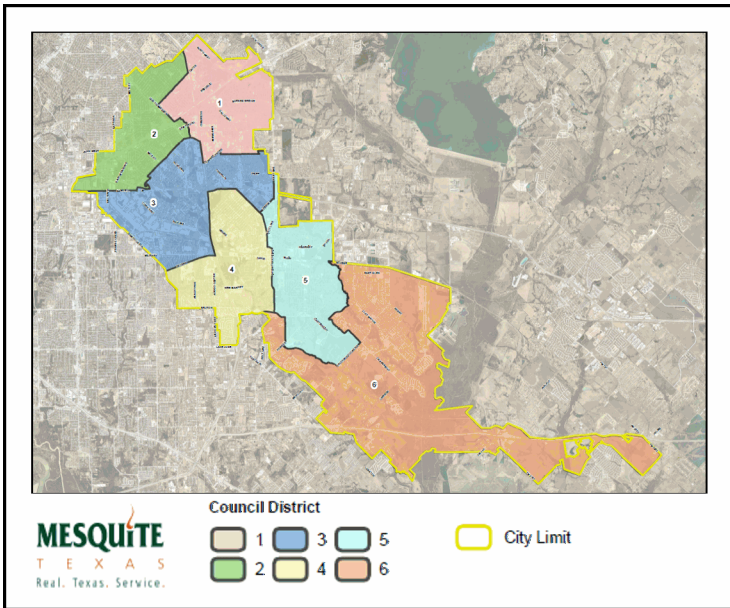




Mesquite Fire Department Calls for Service

May 2024	<i>Average Priority Response Times - Citywide</i>
-------------	--

Council Districts

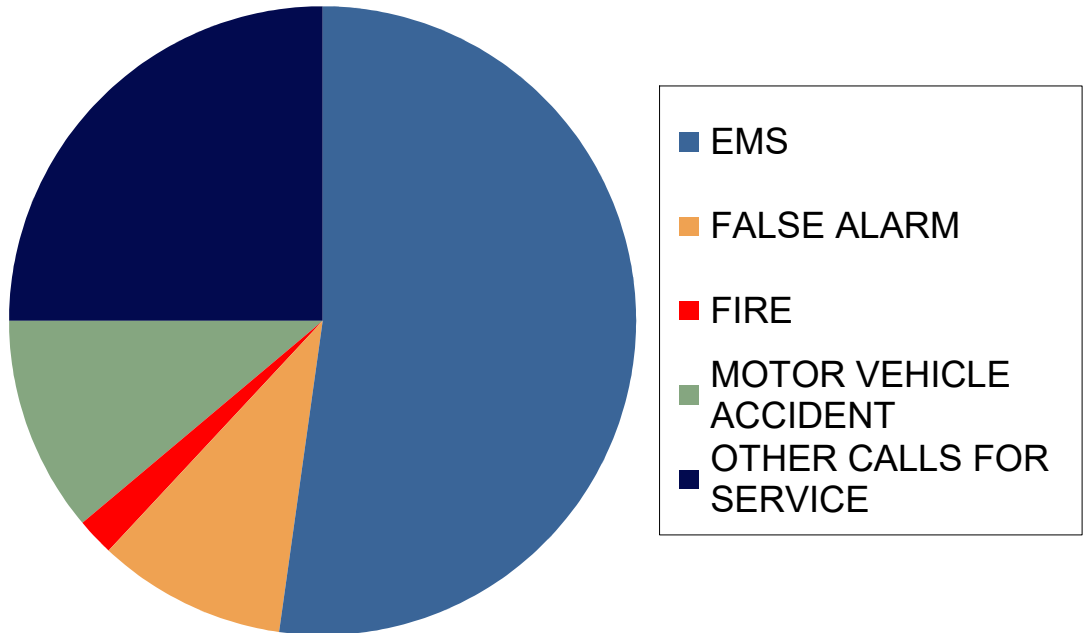


Number of Calls by Type

	<i>May</i>		
	2024	2023	2022
EMS	1,161	1,164	1,227
FALSE ALARM	170	109	124
FIRE	29	22	27
MOTOR VEHICLE ACCIDENT	145	166	162
OTHER CALLS FOR SERVICE	545	253	319
Total	2,050	1,714	1,859

3-Year Summary of Calls for Service in the Month of May

2022, 2023 & 2024





Mesquite Fire Department
Calls for Service

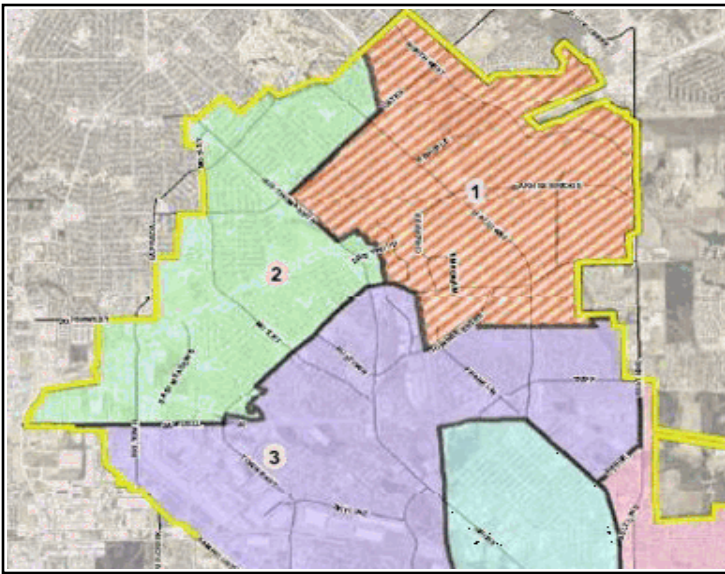
COUNCIL DISTRICT 1

May
2024

Average District Priority Response Times

Number of Calls by Type

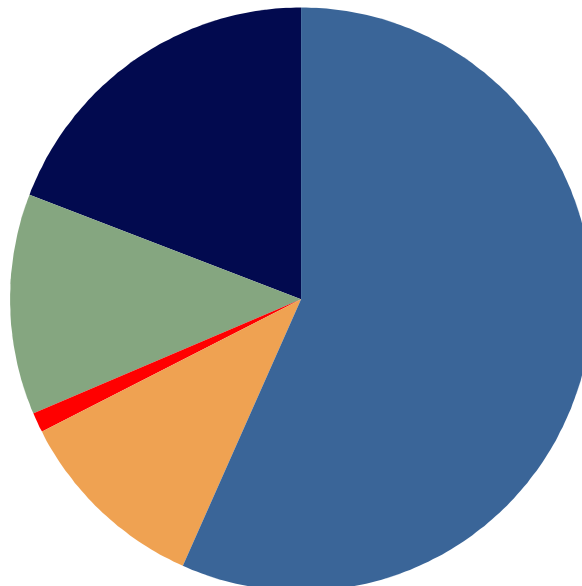
District 1 Area



	May		
	2024	2023	2022
EMS	253	215	256
FALSE ALARM	54	30	38
FIRE	3	6	6
MOTOR VEHICLE ACCIDENT	44	57	42
OTHER CALLS FOR SERVICE	87	67	77
Total	441	375	419

*3-Year Summary of
Calls for Service
in the Month of May*

2022, 2023 & 2024



■ EMS
■ FALSE ALARM
■ FIRE
■ MOTOR VEHICLE ACCIDENT
■ OTHER CALLS FOR SERVICE