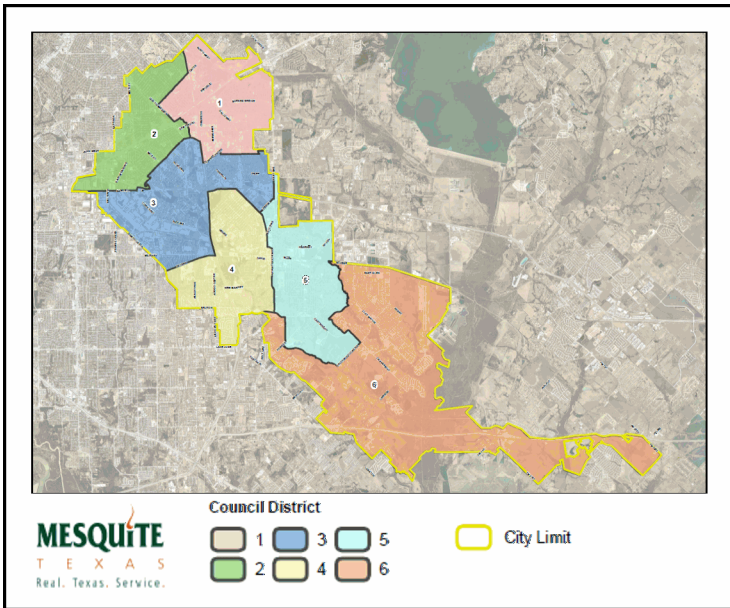




Mesquite Fire Department Calls for Service

| | |
|---------------|--|
| April 2024 | <i>Average Priority Response Times - Citywide</i> |
|---------------|--|

Council Districts

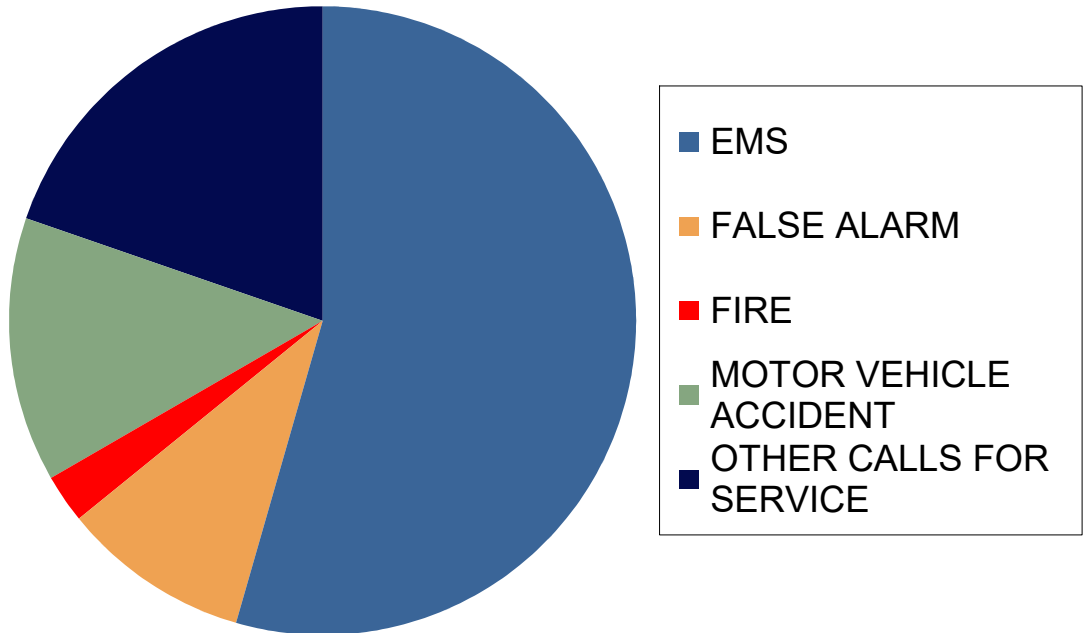


Number of Calls by Type

| | <i>April</i> | | |
|--------------------------------|--------------|--------------|--------------|
| | 2024 | 2023 | 2022 |
| EMS | 1,044 | 1,077 | 1,107 |
| FALSE ALARM | 126 | 101 | 126 |
| FIRE | 14 | 36 | 36 |
| MOTOR VEHICLE ACCIDENT | 160 | 165 | 163 |
| OTHER CALLS FOR SERVICE | 275 | 239 | 257 |
| Total | 1,619 | 1,618 | 1,689 |

3-Year Summary of Calls for Service in the Month of April

2022, 2023 & 2024





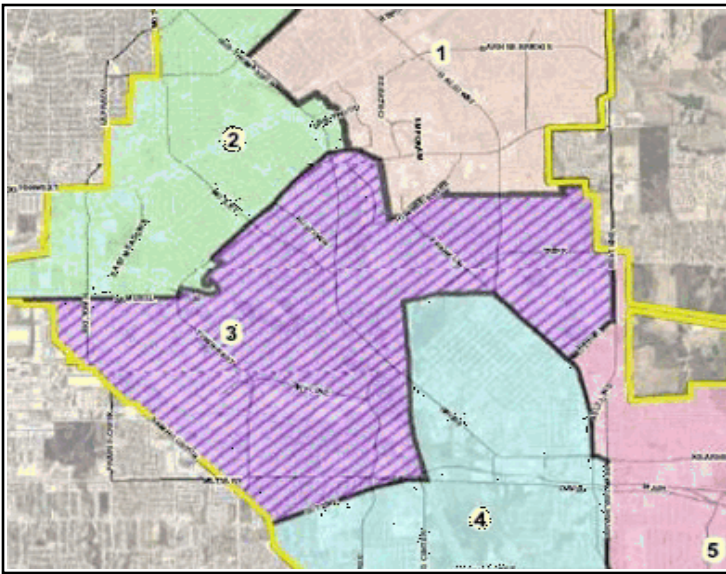
Mesquite Fire Department
Calls for Service

COUNCIL DISTRICT 3

April
2024

Average District Priority Response Times

District 3 Area



Number of Calls by Type

| | <i>April</i> | | |
|--------------------------------|--------------|------------|------------|
| | 2024 | 2023 | 2022 |
| EMS | 212 | 189 | 217 |
| FALSE ALARM | 27 | 20 | 24 |
| FIRE | 3 | 7 | 9 |
| MOTOR VEHICLE ACCIDENT | 33 | 32 | 30 |
| OTHER CALLS FOR SERVICE | 52 | 52 | 70 |
| Total | 327 | 300 | 350 |

*3-Year Summary of
Calls for Service
in the Month of April*

2022, 2023 & 2024

