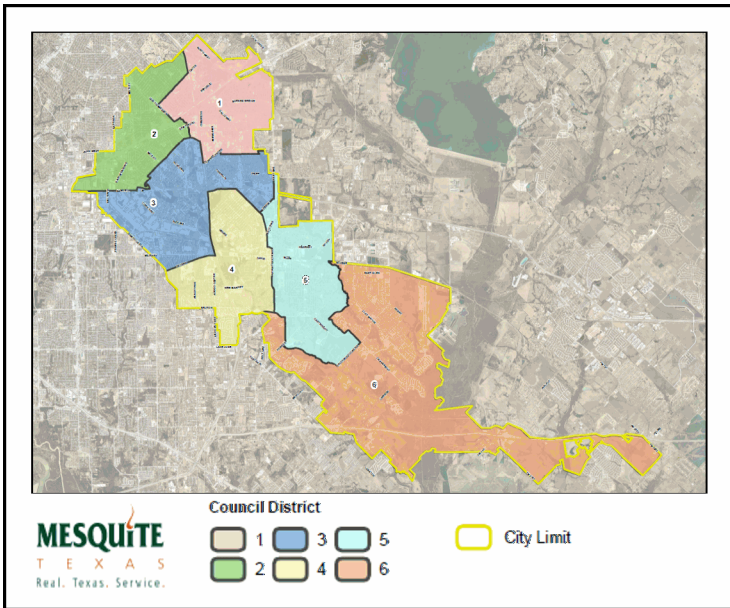




Mesquite Fire Department Calls for Service

April 2024	<i>Average Priority Response Times - Citywide</i>
---------------	--

Council Districts

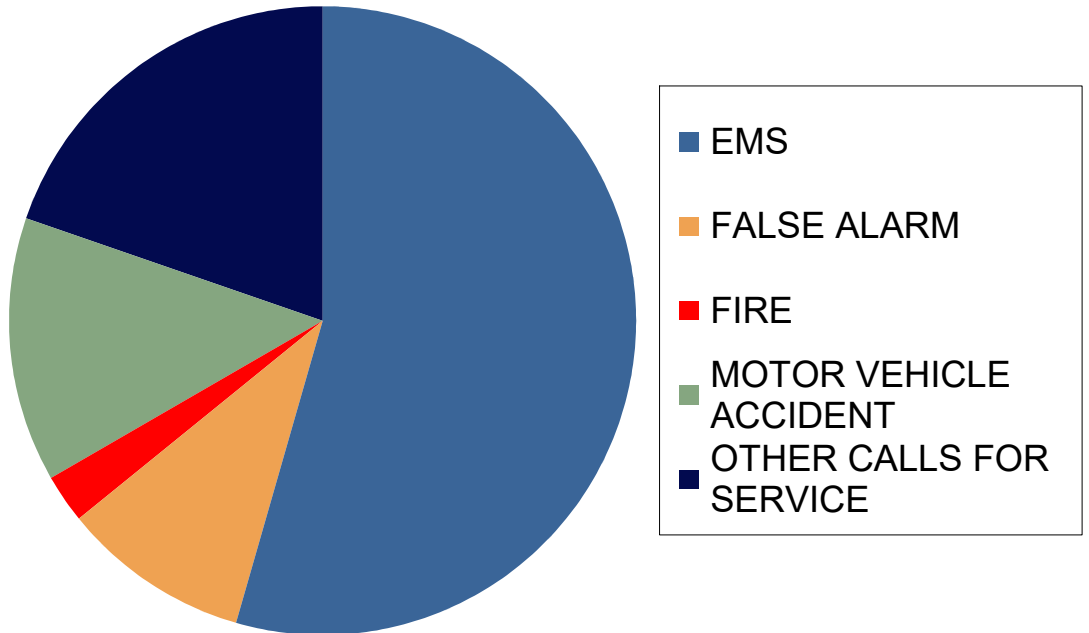


Number of Calls by Type

	<i>April</i>		
	2024	2023	2022
EMS	1,044	1,077	1,107
FALSE ALARM	126	101	126
FIRE	14	36	36
MOTOR VEHICLE ACCIDENT	160	165	163
OTHER CALLS FOR SERVICE	275	239	257
Total	1,619	1,618	1,689

3-Year Summary of Calls for Service in the Month of April

2022, 2023 & 2024





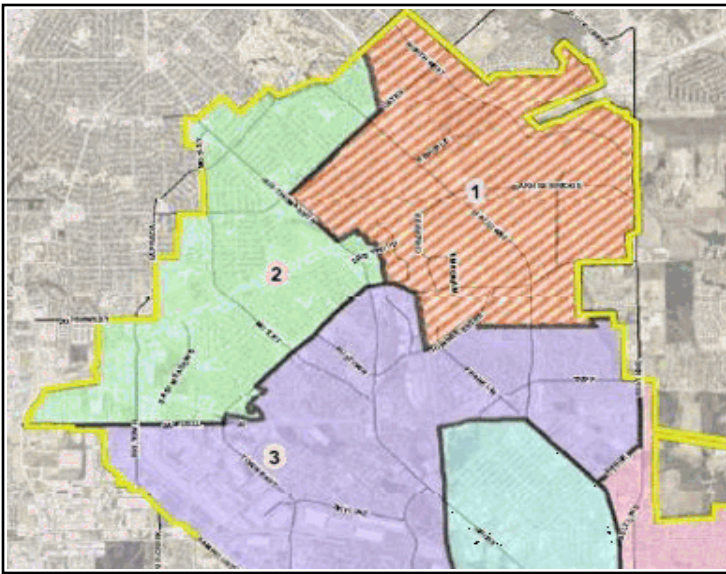
Mesquite Fire Department
Calls for Service

COUNCIL DISTRICT 1

April
2024

Average District Priority Response Times

District 1 Area



Number of Calls by Type

	<i>April</i>		
	2024	2023	2022
EMS	229	242	200
FALSE ALARM	36	30	35
FIRE	1	3	9
MOTOR VEHICLE ACCIDENT	43	63	40
OTHER CALLS FOR SERVICE	62	72	48
Total	371	410	332

*3-Year Summary of
Calls for Service
in the Month of April*

2022, 2023 & 2024

